

mall slim bench



Comfortable and timeless, this versatile bench is suitable for a range of public environments. Slim Bench is ideal for areas requiring space-efficiency.

MCODE:
CMM8

DIMENSIONS:
440W x 445 or 485H x various lengths (mm)
17 3/8" W x 17 1/2" or 19 1/8" H x various lengths

Select one box per category to specify your product.

TYPE:

- Straight
- Mitred
 - 1 End Left
 - 1 End Right
 - 2 Ends Left
 - 2 Ends Right
 - 2 Ends Mirrored
- Tailored

LENGTH:

- 1750mm | 68 7/8"
- 2100mm | 82 5/8"
- Tailored

FRAME:

- [See Colour Chart](#)
- Cast Aluminium Powder Coated

BATTEN:

- Aluminium Woodgrain [See Colour Chart](#)
- Aluminium Powder Coated [See Colour Chart](#)
 - Single Colour
 - Multicolour
- Aluminium Anodised
- Eco-certified Hardwood Oiled*

*Sourced from certified managed forests (PEFC or FSC). Hardwood needs re-oiling every 3 months. For a wood look with low maintenance, choose Aluminium Woodgrain (also known as Wood Without Worry).

BATTEN ENDCAP COLOUR:

- Match Batten
- Match Frame

TYPE



Straight



Mitred 2 Ends Mirrored



Mitred 1 End Left



Mitred 1 End Right

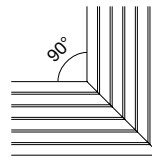


Mitred 2 Ends Left



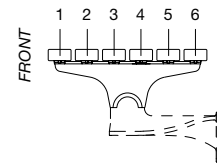
Mitred 2 Ends Right

MITRE DETAIL




Mitred Corner 90°

BATTEN MAP




Refer to numbers to specify multicolour battens. For mitred bench, batten 1 is the shortest length.

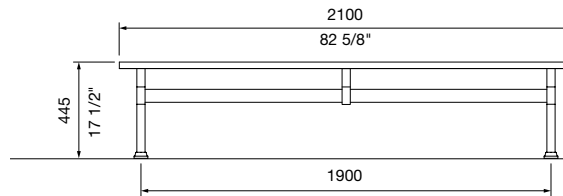
LENGTH



TOP VIEW
1750mm



FRONT VIEW
1750mm



FRONT VIEW
2100mm

mall slim bench



LEG AND MOUNTING:

- Splay*
 - Surface Fixed
 - Subsurface Fixed
 - Freestanding
- Tee
 - Surface Fixed
 - Subsurface Fixed
 - Freestanding
- Pedestal
 - Surface Fixed
 - Subsurface Fixed
- Post*
 - Surface Fixed with Cast Base
 - Subsurface Fixed with Baseplate
 - Core Drilled (300mm below ground)
- Wall (Fixed to Side of Wall)
- Plinth (Fixed on Top of Wall)

*Specify 'Splay' or 'Post Leg for DDA Setting' to match a taller table, i.e., wheelchair accessible setting.

Some options incur additional fees and lead time.

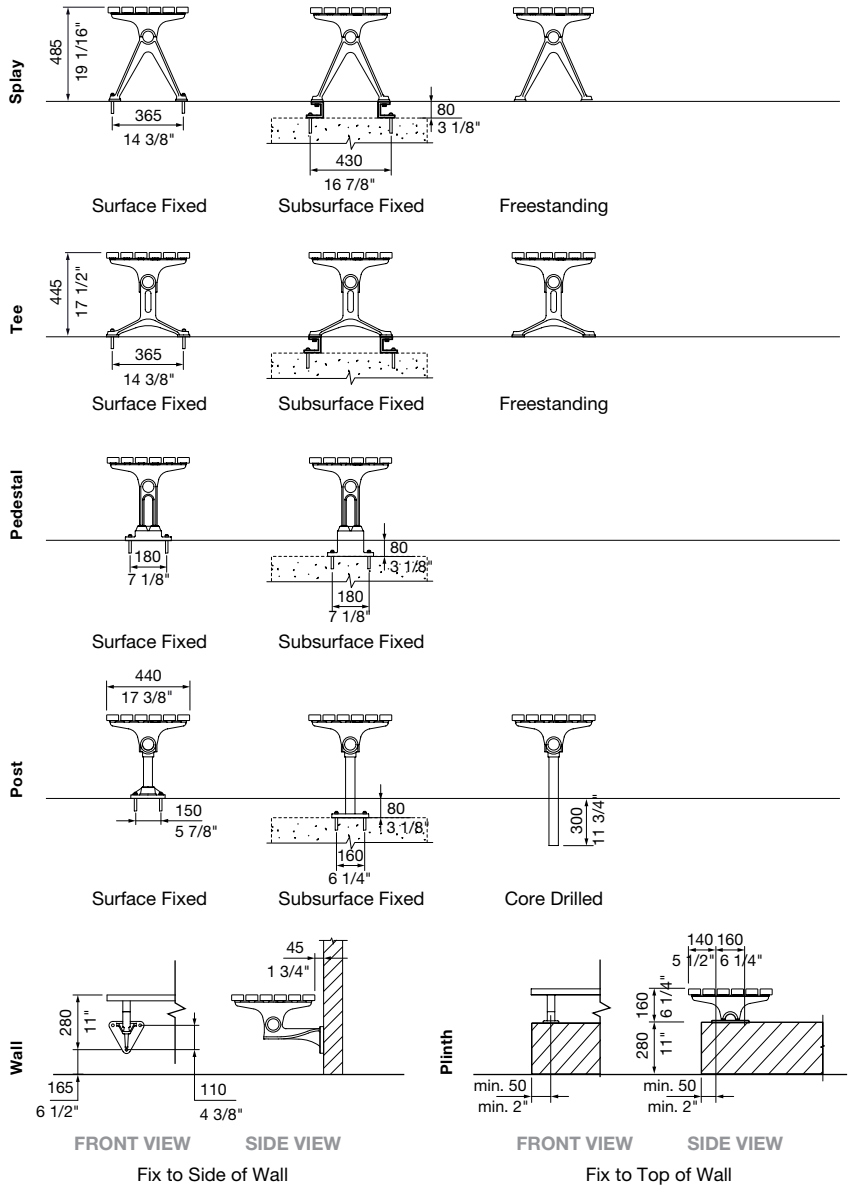
Need more information?

For a brochure, image gallery, CAD downloads, installation and maintenance guides, go to: streetfurniture.com/au/product/mall-slim-bench/

Quick links:

- streetfurniture.com/au/colour-chart/
- streetfurniture.com/au/warranty/

LEG AND MOUNTING



CONFIGURATION EXAMPLES

