

Create back-to-back, curved, ring and S-shape configurations at any size. Make Aria work for your space using connector panels at 45, 60, 90 and 180 degrees.

To configure using the Build ARIA desktop app, go to [build.streetfurniture.com](http://build.streetfurniture.com)

MCODE:  
CMA

**DIMENSIONS:**

535W x 790H x various lengths (mm)  
21 1/16" W x 31 1/8" H x various lengths

Select one box per category to specify your product.

**CONFIGURATION:**

Specify \_\_\_\_\_

**LEGS AND MOUNTING:**

*Legs may require basic assembly on-site.*

- 12 Aria Splay
  - Surface fixed
  - Subsurface fixed
  - Freestanding
- 13 Aria Pedestal
  - Surface fixed
  - Subsurface fixed
- 16 Aria Pedestal Tall\*
  - Surface fixed
  - Subsurface fixed
- 17 Aria Plinth\*\*
  - Plinth fixed

\*Suitable for wheelchair access picnic setting.

\*\*Concrete plinth is not included.

**FRAME AND PANEL COLOUR:**

*Textura is highly recommended.*

[See colour chart](#)

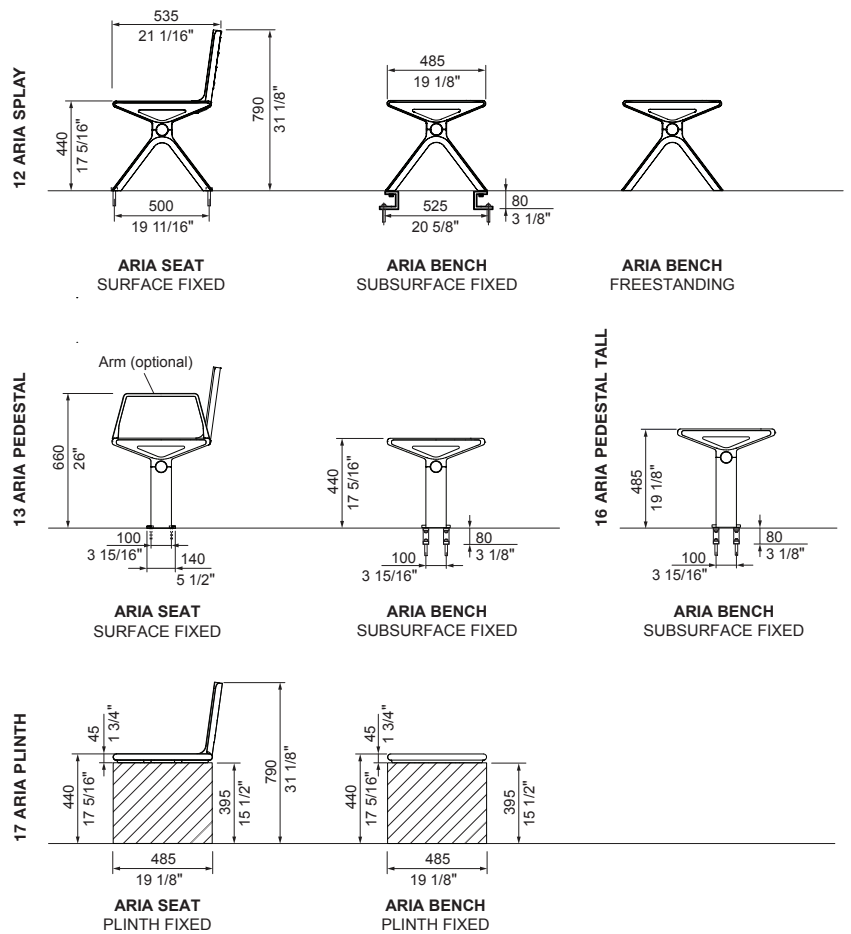
Cast aluminium powder coated

**BATTEN:**

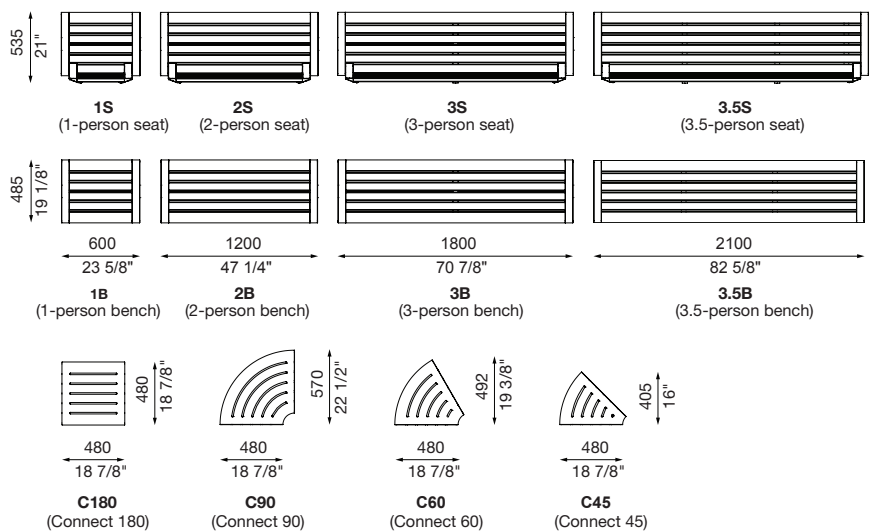
*Timber is exclusively sourced from FSC or PEFC certified managed forests only. Timber requires oiling every three months. For a timber look with low maintenance, choose aluminium woodgrain.*

[See colour chart](#)

- Aluminium anodised
- Aluminium woodgrain
- Aluminium powder coated
- Eco-certified hardwood oiled
- Tailored



**Aria Modules:**



**ARM:**

Dark arms are not recommended for areas in constant direct sunlight. This seat is DDA-friendly when specified with arms. Arm is in same finish as the frame unless otherwise specified.

- None
- 2 end arms, in same finish as frame
- Tailored

Some options incur additional fees and lead time.

**Need more information?**

For a brochure, image gallery, CAD downloads, installation and maintenance guides, go to: [streetfurniture.com/au/product/aria-seating-system/](http://streetfurniture.com/au/product/aria-seating-system/)

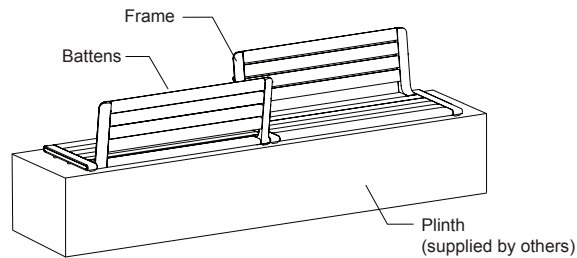
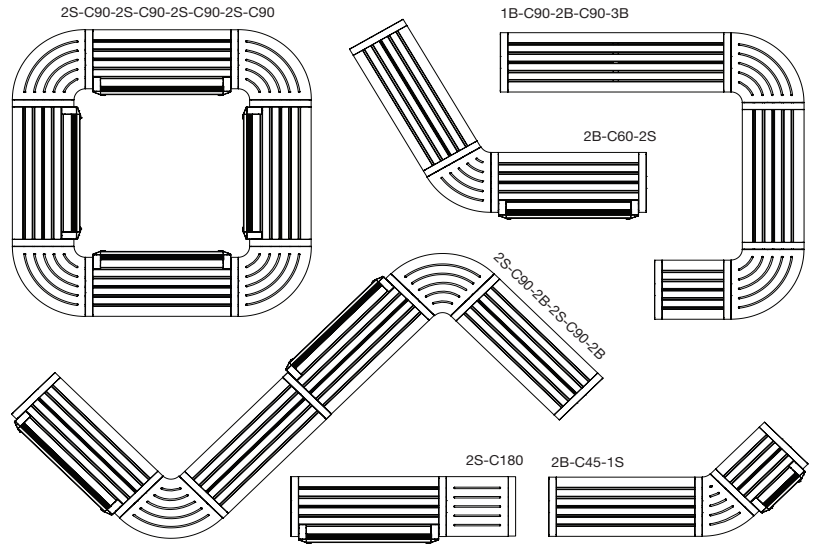
**Quick links:**

- [streetfurniture.com/au/colour-chart/](http://streetfurniture.com/au/colour-chart/)
- [streetfurniture.com/au/warranty/](http://streetfurniture.com/au/warranty/)
- [streetfurniture.com/au/parts-promise/](http://streetfurniture.com/au/parts-promise/)

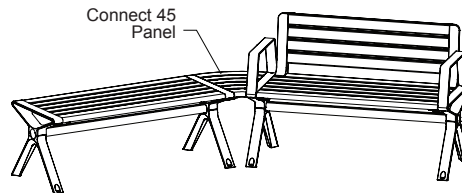
**CONFIGURATION EXAMPLES:**

Lengths that exceed 2100mm or 82 1/4" will be delivered in parts for assembly on-site.

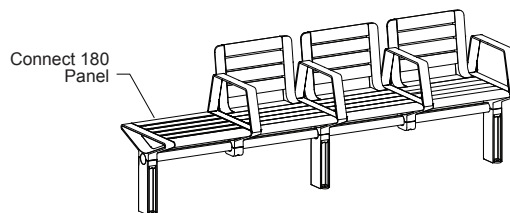
- |              |                                |                          |
|--------------|--------------------------------|--------------------------|
| 1 : 1-seater | C180 : Connect with 180° Panel | S : Seat (with backrest) |
| 2 : 2-seater | C90 : Connect with 90° Panel   | B : Bench (no backrest)  |
| 3 : 3-seater | C60 : Connect with 60° Panel   |                          |
|              | C45 : Connect with 45° Panel   |                          |



**BACK-TO-BACK**  
2S-2S  
Plinth fixed



**CURVED**  
2S-C45-2B  
Splay legs



**TRANSIT**  
1S-1S-1S-C180  
Pedestal legs