

park bench



Classic outdoor bench, timeless and accommodating. Wide battens are bolted to cast aluminium frames.

MCODE: PB5

DIMENSIONS:

480W x 450H x various lengths (mm)
 18 7/8" W x 17 3/4" H x various lengths

Select one box per category to specify your product.

LEG AND MOUNTING:

- Tee
 - Surface Fixed
 - Subsurface Fixed
 - Freestanding*
- *Tie rod (Ø14mm) is required for freestanding option.*
- Pedestal
 - Surface Fixed
 - Subsurface Fixed

LENGTH:

- *815mm | 32 1/8"
- 1500mm | 59"
- 1800mm | 70 7/8"
- 2100mm | 82 5/8"
- 2500mm | 98 3/8"
- Tailored

**For wheelchair side access in a table setting.*

FRAME:

[See Colour Chart](#)

- Cast Aluminium Powder Coated

BATTEN:

Eco-certified Wood*

- WoodPlus™ (Engineered Wood, FSC)
 - Raw
 - Oiled
- Hardwood, Oiled (PEFC)

Low-carbon Aluminium**

- Aluminium Woodgrain [See Colour Chart](#)
- Aluminium Powder Coated [See Colour Chart](#)
 - Single Colour
 - Multicolour
- Aluminium Anodised

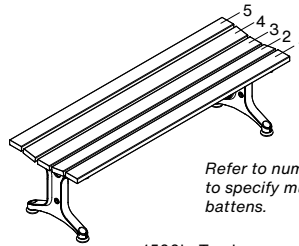
**Oiled wood needs re-oiling every 3 months, while raw wood can be left to silver naturally. For a fade-resistant, low-maintenance timber look, choose Aluminium Woodgrain (also known as Wood Without Worry™).*

***Low-carbon aluminium is produced using renewable energy instead of fossil fuels and is infinitely recyclable.*

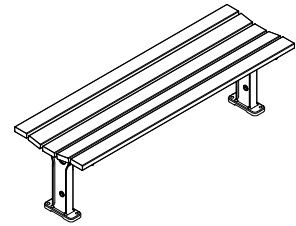
BATTEN END CAP:

Solid powder colour applies to aluminium battens only.

- Match Batten Colour
- Match Frame Colour



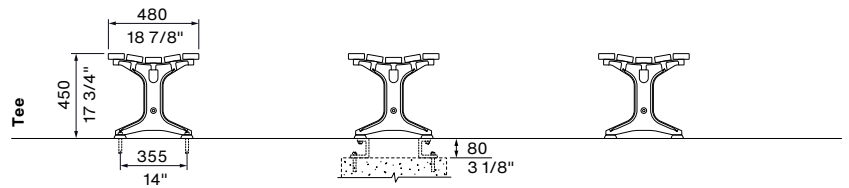
1500L, Tee Leg



1500L, Pedestal Leg

Refer to numbers to specify multicolour battens.

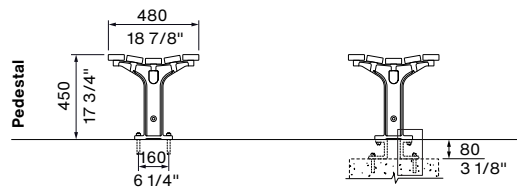
LEG AND MOUNTING



Surface Fixed

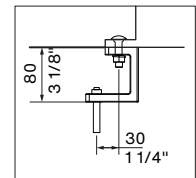
Subsurface Fixed

Freestanding



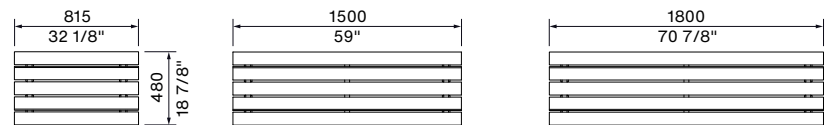
Surface Fixed

Subsurface Fixed



DETAIL
Top Hat Shoe for Subsurface Fixed

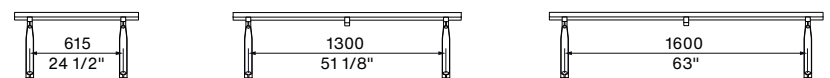
LENGTH



TOP VIEW

TOP VIEW

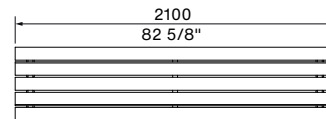
TOP VIEW



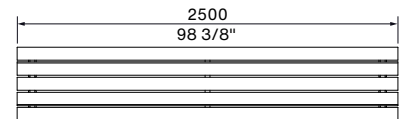
FRONT VIEW
815L

FRONT VIEW
1500L

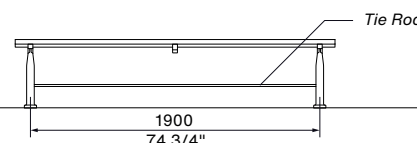
FRONT VIEW
1800L



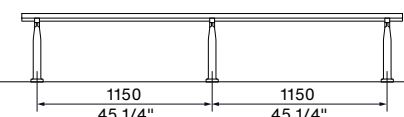
TOP VIEW



TOP VIEW



FRONT VIEW
2100L



FRONT VIEW
2500L

park bench

This is a carbon neutral product.



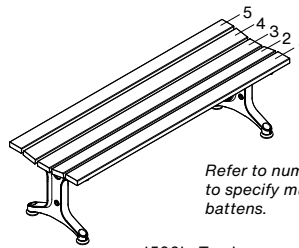
Some options incur additional fees and lead time.

Need more information?

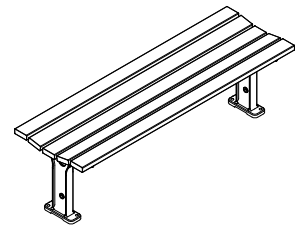
For a brochure, image gallery, CAD downloads, installation and maintenance guides, go to: streetfurniture.com/au/product/park-bench/

Quick links:

streetfurniture.com/au/colour-chart/
streetfurniture.com/au/warranty/



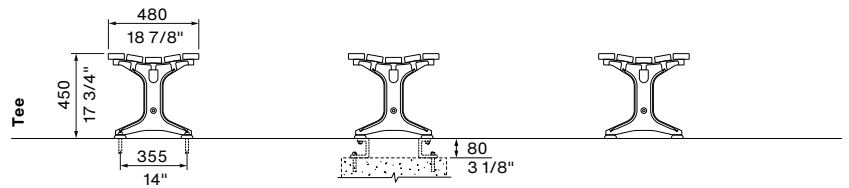
1500L, Tee Leg



1500L, Pedestal Leg

Refer to numbers to specify multicolour battens.

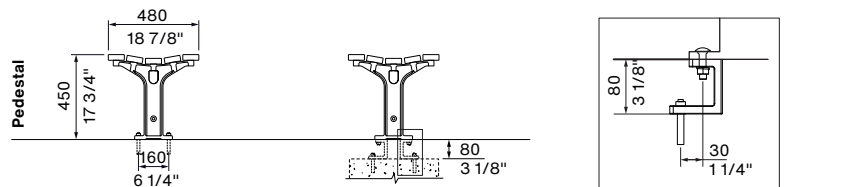
LEG AND MOUNTING



Surface Fixed

Subsurface Fixed

Freestanding



Surface Fixed

Subsurface Fixed

DETAIL
Top Hat Shoe for Subsurface Fixed

LENGTH

