

linea bollard



Available as a single or two-tone bollard. Constructed with a tough stainless steel frame and square insert. Select from fixed and removable options.

MCODE: B6

DIMENSIONS:

100W x 120L x 910H (mm)
4" W x 4 3/4" L x 27 1/8" H

Select one box per category to specify your product.

FRAME:

[See Colour Chart](#)

- Stainless Steel 304 Powder Coated
- Stainless Steel 316 Powder Coated
- Stainless Steel 316 Electropolished

BATTEN INSERT:

- Low-carbon Aluminium*
 - Aluminium Woodgrain [See Colour Chart](#)
- Stainless Steel 304 Powder Coated [See Colour Chart](#)

*Low-carbon Aluminium is produced using renewable energy instead of fossil fuels and is infinitely recyclable.

ETCHED ARTWORK:

Artwork size 70x450mm.

- None
- 1 Sided
- 2 Sided

EYENUT:

- None
- Qty 1
- Qty 2 (180° Apart)

MOUNTING:

- Surface Fixed
- Subsurface Fixed
- Core Drilled (300mm Below Ground)
- Removable Surface Fixed
- Removable In-ground

REFLECTIVE STRIP:

Not compatible with a Textura powder coated frame.

- None (standard)
- Red
- Yellow
- White

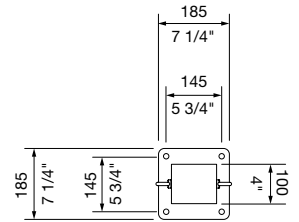
Some options incur additional fees and lead time.

Need more information?

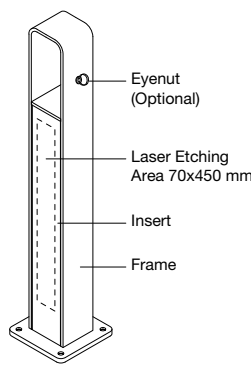
For a brochure, image gallery, CAD downloads, installation and maintenance guides, go to: streetfurniture.com/au/product/linea-bollard/

Quick links:

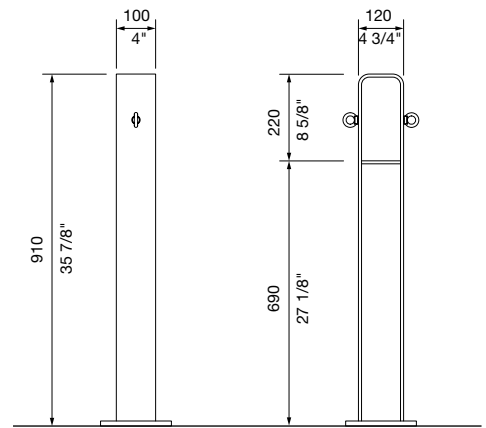
streetfurniture.com/au/colour-chart/
streetfurniture.com/au/warranty/



TOP VIEW



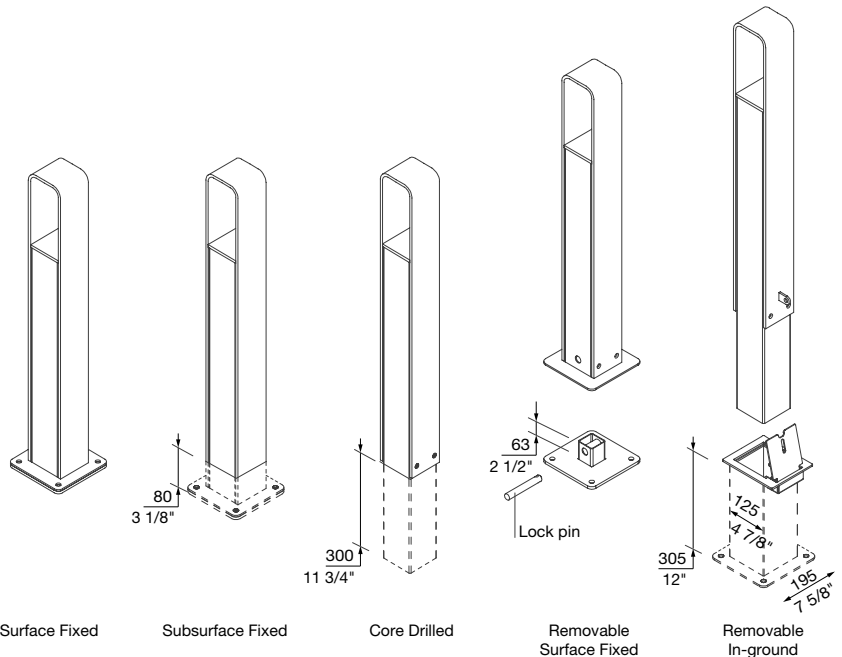
ISOMETRIC VIEW



SIDE VIEW

FRONT VIEW

MOUNTING



Surface Fixed

Subsurface Fixed

Core Drilled

Removable Surface Fixed

Removable In-ground