

**Available as a single or two-tone bollard.
Constructed with a tough stainless steel
frame and square insert. Select from fixed and
removable options.**

MCODE:

B6

DIMENSIONS:

100W x 120L x 910H (mm)

4" W x 4 3/4" L x 27 1/8" H

WEIGHT:

Approximate only and depends on materials selected.

25 kg | 55 lbs

Select one box per category to specify your product.

FRAME:

Stainless 304 powder coated (*see colour chart*)

SQUARE INSERT:

☐ Stainless 304 powder coated (*see colour chart*)

☐ Aluminium woodgrain (*see colour chart*)

EYENUT:

☐ None

☐ Qty 1

☐ Qty 2 (180° apart)

☐ Tailored

REFLECTIVE STRIP:

Not compatible with a Textura powder coated frame.

☐ None (standard)

☐ Red

☐ Yellow

☐ White

☐ Tailored

MOUNTING:

☐ Surface fixed

☐ Subsurface fixed

☐ Core drilled (300mm below ground)

☐ Removable surface fixed

☐ Removable in-ground

Some options incur additional fees and lead time.

Need more information?

For a brochure, image gallery, CAD downloads,
installation and maintenance guides, go to:

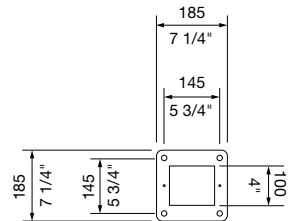
streetfurniture.com/au/product/linea-bollard/

Quick links:

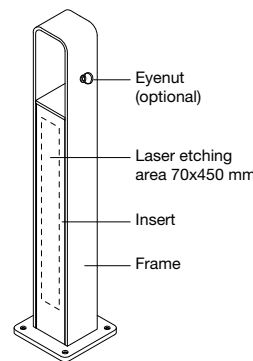
streetfurniture.com/au/colour-chart/

streetfurniture.com/au/warranty/

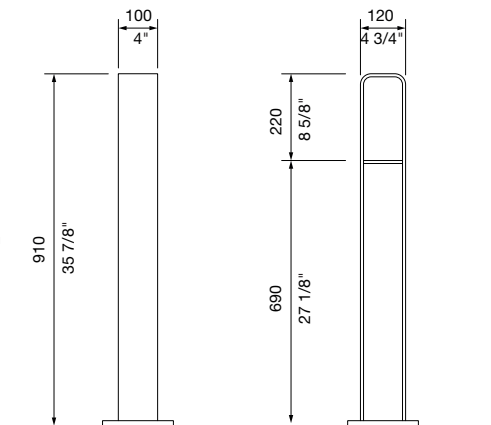
streetfurniture.com/au/parts-promise/



PLAN

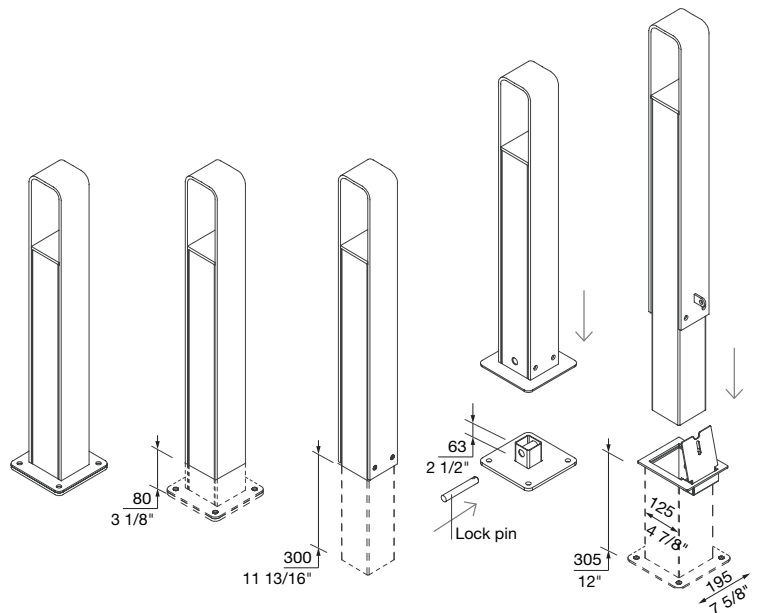


ISOMETRIC VIEW
SURFACE FIXED



SIDE VIEW
SURFACE FIXED

FRONT VIEW
SURFACE FIXED



SURFACE
FIXED

SUBSURFACE
FIXED

CORE DRILLED

REMOVABLE
SURFACE FIXED

REMOVABLE
IN-GROUND

MOUNTING OPTIONS