

# classic galleria slim bench

The Classic range features slender battens in a wave profile, made from eco-certified hardwood or aluminium, with a variety of arm and leg designs.

MCODE: CMG8

**DIMENSIONS:**

615W x 435H x various lengths (mm)  
 24 3/16" W x 17 1/8" H x various lengths

Select one box per category to specify your product.

**LEG AND MOUNTING:**

- Splay\*
  - Surface Fixed
  - Subsurface Fixed
  - Freestanding
- Tee\*
  - Surface Fixed
  - Subsurface Fixed
  - Freestanding
- Pedestal
  - Surface Fixed
  - Subsurface Fixed
- Post\*
  - Surface Fixed with Cast Base
  - Subsurface Fixed with Baseplate
  - Core Drilled (300mm Below Ground)
- Wall (Fixed to Side of Wall)
- Plinth (Fixed on Top of Wall)

\*Specify 'Splay Leg' or 'Tee Leg for DDA Setting' or 'Post Leg for DDA Setting' to match a taller table, i.e., wheelchair accessible setting. Not available for Mitred type.

**BATTEN:**

Eco-certified Wood\*

- WoodPlus™ (Engineered Wood, FSC)
- Raw
- Oiled
- Hardwood, Oiled (PEFC)

Low-carbon Aluminium\*\*

- Aluminium Woodgrain [See Colour Chart](#)
- Aluminium Powder Coated [See Colour Chart](#)
  - Single Colour
  - Multicolour
- Aluminium Anodised

\*Oiled wood needs re-oiling every 3 months, while raw wood can be left to silver naturally. For a fade-resistant, low-maintenance timber look, choose Aluminium Woodgrain (also known as Wood Without Worry™).

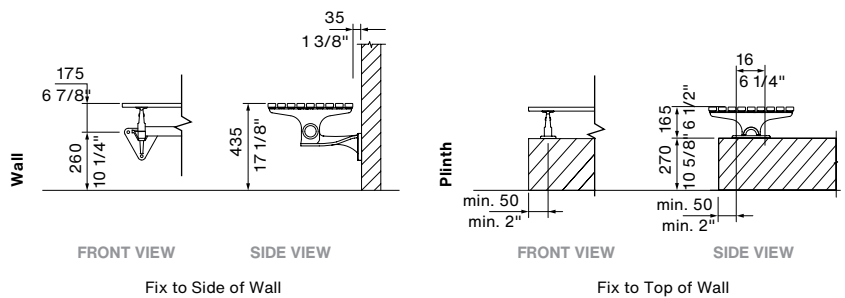
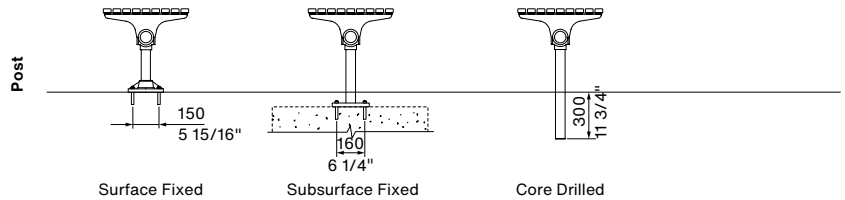
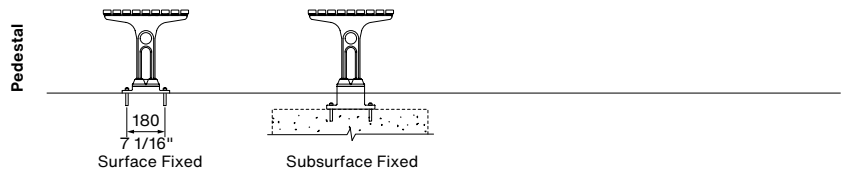
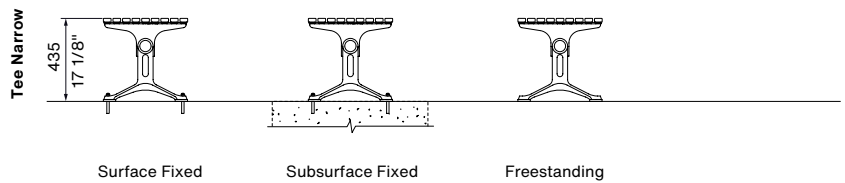
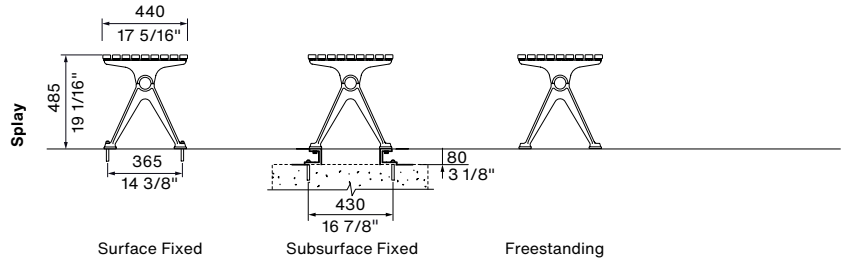
\*\*Low-carbon aluminium is produced using renewable energy instead of fossil fuels and is infinitely recyclable.

**FRAME:**

[See Colour Chart](#)

- Cast Aluminium Powder Coated

**LEG AND MOUNTING**



# classic galleria slim bench

**LENGTH:**

- 1750mm | 68 7/8"
- 2100mm | 82 5/8"
- Tailored

**TYPE:**

- Straight
- Mitred
  - 1 End Left
  - 1 End Right
  - 2 Ends Left
  - 2 Ends Right
  - 2 Ends Mirrored
- Tailored

**BATTEN ENDCAP COLOUR:**

- Match Batten
- Match Frame

*Some options incur additional fees and lead time.*


*All products are made-to-order, quality-controlled and dispatched from the factory floor to ISO standards.*

**Need more information?**

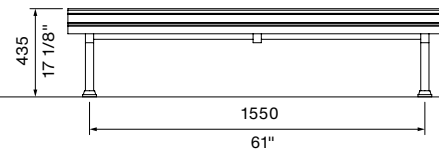
For a brochure, image gallery, CAD downloads, installation and maintenance guides, go to: [streetfurniture.com/au/product/classic-galleria-slim-bench](http://streetfurniture.com/au/product/classic-galleria-slim-bench)

**Quick links:**

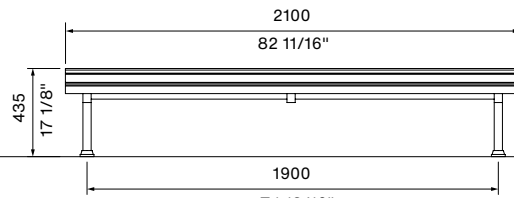
[streetfurniture.com/au/colour-chart/](http://streetfurniture.com/au/colour-chart/)  
[streetfurniture.com/au/warranty/](http://streetfurniture.com/au/warranty/)



TOP VIEW  
1500mm



FRONT VIEW  
1500mm



FRONT VIEW  
2100mm

**TYPE**



**Straight**



**Mitred 2 Ends Mirrored**



**Mitred 1 End Left**



**Mitred 1 End Right**

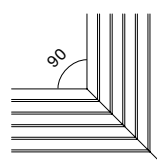


**Mitred 2 Ends Left**



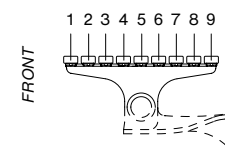
**Mitred 2 Ends Right**

**MITRE DETAIL**



Mitred Corner 90°

**BATTEN MAP**



Refer to numbers to specify multicolour battens. For mitred bench, batten 1 is the shortest length.