

An attractive enclosure for the common wheeled bin. Frame products are fabricated to order. Panels are ideal for customisations.

MCODE:
WBE-nF240-PAN

DIMENSIONS (mm):
735L x 810W x 1335H

Select one box per category to specify your product.

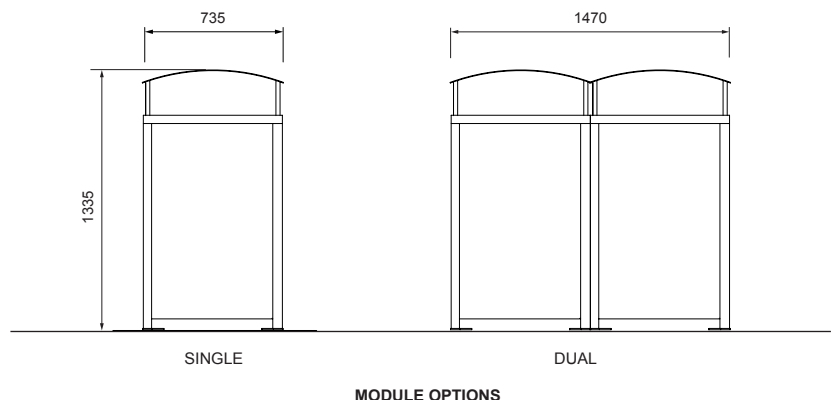
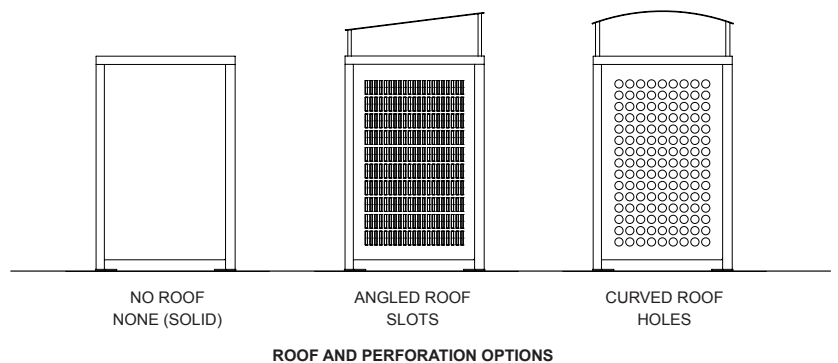
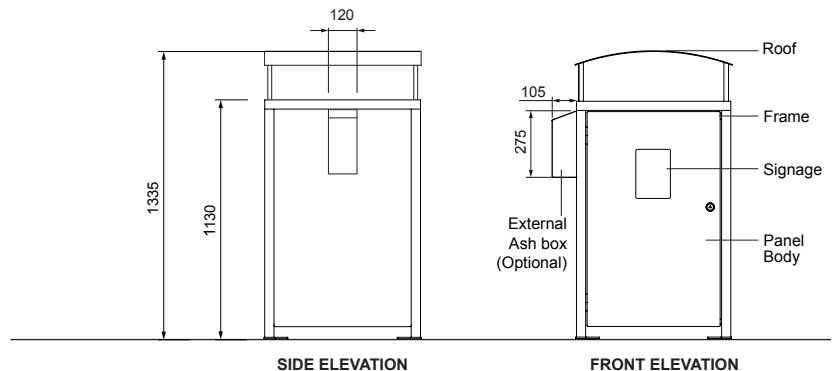
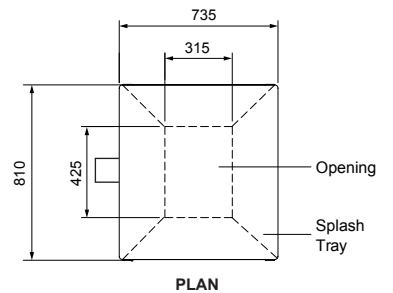
ROOF:
☐ Curved
☐ Angled
☐ No roof
☐ Tailored

PERFORATION:
☐ Solid (no perforations)
☐ Holes
☐ Slots
☐ Tailored

MODULE:
☐ Single
☐ Dual
☐ Tailored

FRAME:
☐ Stainless 304
☐ Powder Coated (see colour chart)
☐ No.4 Finish (brushed)
☐ Electropolished
☐ Stainless 316
☐ Powder Coated (see colour chart)
☐ No.4 Finish (brushed)
☐ Electropolished
☐ Tailored

BODY:
☐ Stainless 304
☐ Powder Coated Panels (see colour chart)
☐ No.4 Finish (brushed) Panels
☐ Electropolished Panels
☐ Stainless 316
☐ Powder Coated Panels (see colour chart)
☐ No.4 Finish (brushed) Panels
☐ Electropolished Panels
☐ Woodgrain (solid only)
☐ Bush Cherry Panels
☐ Spotted Gum Panels
☐ Grey Oak Panels
☐ Tailored



SIGNAGE (UV Resistant Vinyl):

- ☐ None
- ☐ Garbage (Lobster Red)
- ☐ Recycle (Brilliant Yellow)
- ☐ Tailored

OPENING INSERT:

- ☐ None (standard)
- ☐ Circle (Brilliant Yellow)
- ☐ Slot (Brilliant Yellow)
- ☐ Multipurpose (Brilliant Yellow)
- ☐ Tailored

MOUNTING:

- ☐ Surface Fixed
- ☐ Surface Fixed with adjustable leg
- ☐ Freestanding
- ☐ Tailored

ASH BOX:

- ☐ No
- ☐ Yes
- ☐ Tailored

DOG BAG DISPENSER:

- ☐ No
- ☐ Yes
- ☐ Tailored

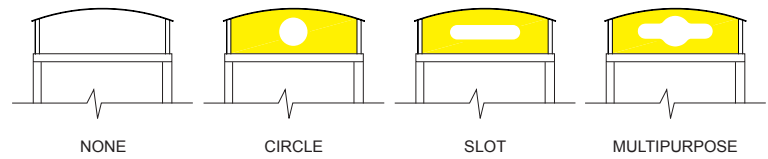
Some options incur additional fees and lead time.

Need more information?

For a brochure, image gallery, CAD downloads, installation and maintenance guides, go to:
streetfurniture.com/au/product/frame-bin-enclosure-240l-with-panels/

Quick links:

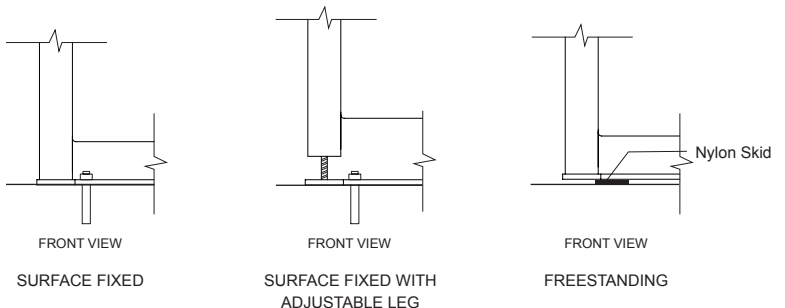
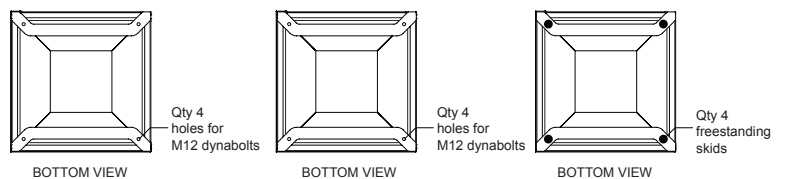
streetfurniture.com/au/colour-chart/
streetfurniture.com/au/warranty/
streetfurniture.com/au/parts-promise/



OPENING INSERT OPTIONS



SIGNAGE OPTIONS



MOUNTING OPTIONS

