

classic

elegant and timeless since 1978



Harold Park, Sydney, Australia, design by JMD Design.
Classic Plaza Seat with eco-certified hardwood battens and Monument frame.



street
furniture
australia

wood without worry

Introducing woodgrain aluminium battens for a natural timber look, with minimal maintenance.

Bush Cherry

Wenge **NEW**

Spotted Gum

Curly Birch **NEW**

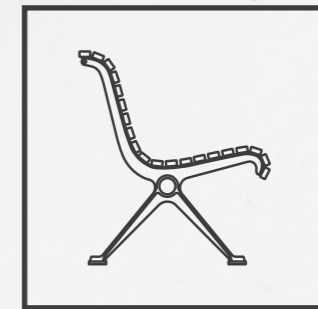
Beach Oak (Grey)

contents



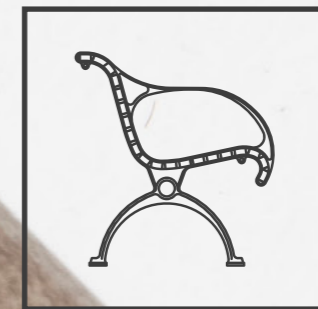
classic plaza

03



classic galleria

13



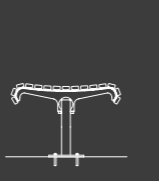
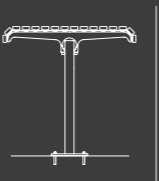
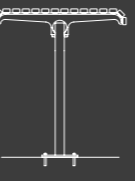
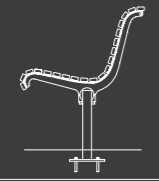
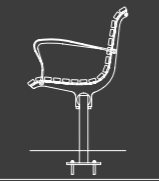
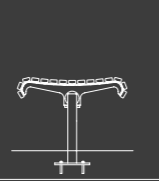
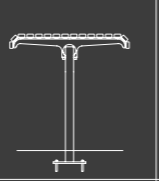
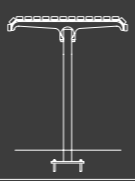
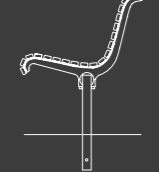
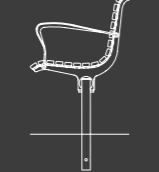
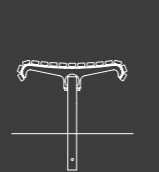
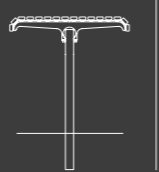
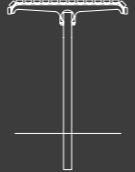


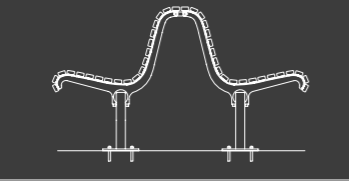
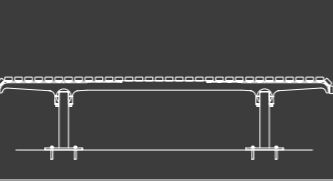
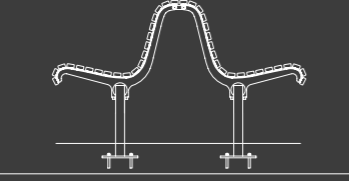

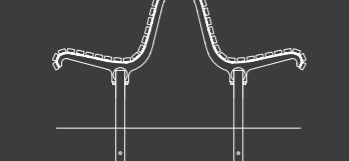

classic promenade

23

classic plaza

matrix system

	SEAT (CMP1)	DDA SEAT (CMP5)	BENCH (CMP4)	TABLE (CMP6)	DDA TABLE (CMP6-DDA)
SURFACE FIXED (SFX)					
SUBSURFACE FIXED (SSFx)					
CORE DRILLED (CD)					

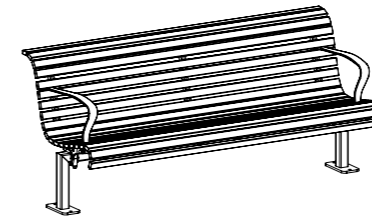
	BACK-TO-BACK (CMP1A)	PLATFORM BENCH (CMP9)
SURFACE FIXED (SFX)		
SUBSURFACE FIXED (SSFx)		
CORE DRILLED (CD)		

STANDARD LENGTH



CLASSIC PLAZA SEAT (CMP1)

Page 7

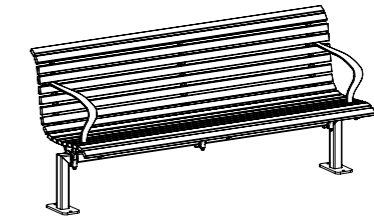


Surface Fixed, with Arms

- ✓ Comfortable curved edges
- ✓ Strong stainless steel frame
- ✓ Variety of batten options

CLASSIC PLAZA DDA SEAT (CMP5)

Page 7

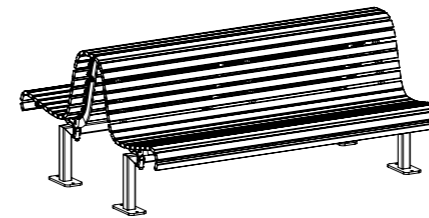


Surface Fixed, with Arms

- ✓ Upright and complies with DDA requirements
- ✓ Comfortable curved edges
- ✓ Strong stainless steel frame
- ✓ Variety of batten options

CLASSIC PLAZA BACK-TO-BACK (CMP1A)

Page 7

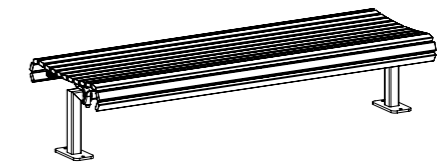


Surface Fixed

- ✓ Comfortable two-side seating
- ✓ Strong stainless steel frame
- ✓ Variety of batten options

CLASSIC PLAZA BENCH (CMP4)

Page 8




Surface Fixed

- ✓ Comfortable curved edges
- ✓ Strong stainless steel frame
- ✓ Variety of batten options

CLASSIC PLAZA TABLE (CMP6)

Page 10

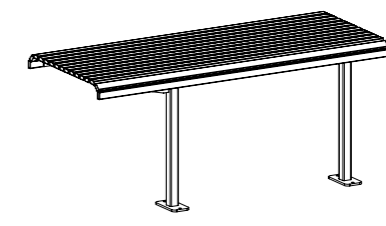


Surface Fixed

- ✓ Contoured edges
- ✓ Strong stainless steel frame
- ✓ Variety of batten options

CLASSIC PLAZA DDA TABLE (CMP6-DDA)

Page 10



Surface Fixed, 1 Side Access for Wheelchair

- ✓ Wheelchair friendly and complies with AS1428.2-1992
- ✓ Contoured edges
- ✓ Strong stainless steel frame
- ✓ Variety of batten options



classic plaza

The Classic Plaza Seat features slender battens in a wave profile, made from eco-certified hardwood or aluminium, supported by strong stainless steel powder coated frames.

Paddington Reservoir Garden, Sydney, Australia,
designed by TZG Architects and JMD Design.
Classic Plaza Seat with eco-certified hardwood battens and Night Sky frame.



classic plaza seat

St. Mary's Cathedral, Sydney, Australia.
Classic Plaza Bench with eco-certified hardwood battens and Night Sky frame.



classic plaza bench



01

Classic Plaza Seat CMP1

Fade-resistant Lobster Red battens and frame.

705W x 800H x 1750L | 27 3/4" W x 31 1/2" H x 68 7/8" L



02

Classic Plaza DDA Seat CMP5

Eco-certified hardwood battens with aluminium polished arms and Palladium Silver frame.

705W x 800H x 1750L | 27 3/4" W x 31 1/2" H x 68 7/8" L



01

Classic Plaza Bench CMP4

Eco-certified hardwood battens with Night Sky frame.

625W x 420H x 1750L | 24 5/8" W x 16 9/16" H x 68 7/8" L



02

Classic Plaza Bench CMP4

Aluminium anodised battens with Palladium Silver frame.

625W x 420H x 1750L | 24 5/8" W x 16 9/16" H x 68 7/8" L



03

Classic Plaza Seat CMP1

Aluminium anodised battens with Night Sky frame.

705W x 800H x 1750L | 27 3/4" W x 31 1/2" H x 68 7/8" L



04

Classic Plaza Back-to-Back CMP1A

Eco-certified hardwood battens with Monument frame.

1420W x 800H x 1750L | 55 15/16" W x 31 1/2" H x 68 7/8" L



03

Classic Plaza Bench CMP4

Night Sky battens and frame.

625W x 420H x 1750L | 24 5/8" W x 16 9/16" H x 68 7/8" L



04

Classic Plaza Bench CMP4

Eco-certified hardwood battens with Woodland Grey frame.

625W x 420H x 1750L | 24 5/8" W x 16 9/16" H x 68 7/8" L

Anzac Park, Sydney, Australia, designed by Moir Landscape Architecture. Classic Plaza Platform with eco-certified hardwood battens and Monument frame.



classic plaza platform

Wulaba Park, Sydney, Australia. Classic Plaza Setting (adheres to DDA) with Eco-certified hardwood battens and Night Sky frame.



classic plaza table



01
Classic Plaza Platform CMP9
 Eco-certified hardwood battens with Monument frame.
 1820W x 390H x 1750L | 71 5/8" W x 15 3/8" H x 68 7/8" L



02
Classic Plaza Platform CMP9
 Aluminium anodised battens with Ironstone frame.
 1820W x 390H x 1750L | 71 5/8" W x 15 3/8" H x 68 7/8" L



03
Classic Plaza Platform CMP9
 Woodgrain Beach Oak (Grey) battens with Monument frame.
 1820W x 390H x 1750L | 71 5/8" W x 15 3/8" H x 68 7/8" L



04
Classic Plaza Platform CMP9
 Fade-resistant Lycra Strip battens and frame.
 1820W x 390H x 1750L | 71 5/8" W x 15 3/8" H x 68 7/8" L



01
Classic Plaza Table CMP6
 Eco-certified hardwood battens with Palladium Silver frame.
 740W x 720H x 1750L | 29 1/8" W x 28 3/8" H x 68 7/8" L



02
Classic Plaza Setting CMP6 + CMP5
 Classic Plaza Table and DDA Seats. eco-certified hardwood battens, Palladium Silver frame.
 2100W x 850H x 1750L | 82 11/16" W x 33 7/16" H x 68 7/8" L



03
Classic Plaza Setting CMP6 - CMP4
 Classic Plaza Table and Benches. Aluminium anodised battens, Palladium Silver frame.
 2100W x 720H x 1750L | 82 11/16" W x 28 3/8" H x 68 7/8" L



04
Classic Plaza DDA Setting CMP6-DDA + CMP5
 Classic Plaza DDA Table and DDA Seats. Textura Dark Bronze frame and battens and Sensation Orange battens.
 2100W x 850H x 1750L | 82 11/16" W x 33 7/16" H x 68 7/8" L



Accessible, adheres to DDA.

classic plaza

For further tailoring, contact us to speak with a sales consultant.

Australia 1800 027 799
 United States +1 877 406 6434
 International +61 2 8774 8888
 Email info@streetfurniture.com

How to order in 6 steps

Select one per category to specify your product.

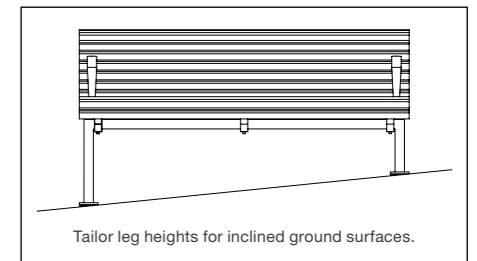
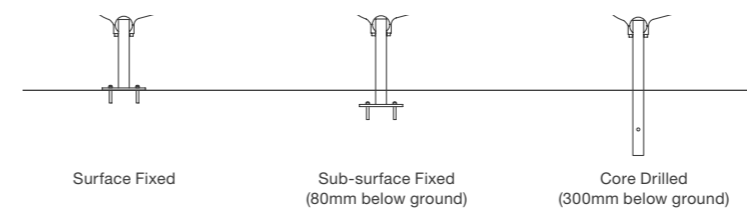
1. Select product (refer to page 3)

- Classic Plaza Seat (CMP1)
- Classic Plaza DDA Seat (CMP5)
- Classic Plaza Back-to-Back (CMP1A)
- Classic Plaza Bench (CMP4)
- Classic Plaza Platform (CMP9)
- Classic Plaza Table (CMP6)
- Classic Plaza DDA Table (CMP6-DDA)

2. Select configuration

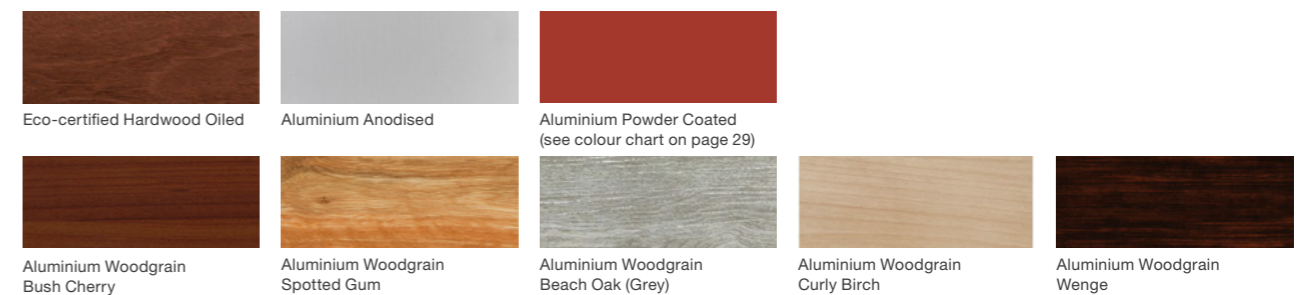
- 1750mm length | 68 7/8"
- 2100mm length | 82 11/16"
- Tailored length

3. Select mounting

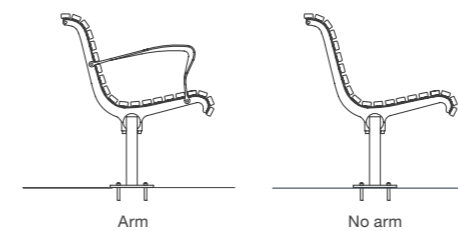


4. Select battens

Street Furniture Australia uses sustainable timber from certified managed forests. Timber requires oiling every three months.



5. Select arm or no arms (seats only)



6. Select frame finish

- Stainless 304 Powder Coated (see colour chart on page 29)
- Tailored



quality you can see

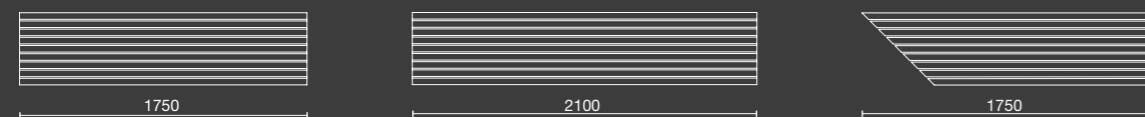
The Classic range features elegant fixing and details.

classic galleria

matrix system

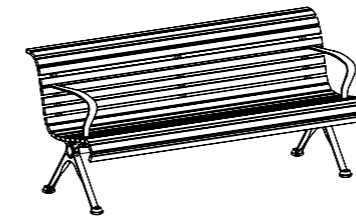
	SEAT (CMG1)	DDA SEAT (CMG5)	BENCH (CMG4)	SLIM BENCH (CMG8)	TABLE (CMG6)	DDA TABLE (CMG6-DDA)
01 Splay						
02 Arch						
04 Pedestal						
05 Post						
06 Tee						
07 Wall						
11 Plinth						

STANDARD LENGTH



CLASSIC GALLERIA SEAT (CMG1)

Page 17

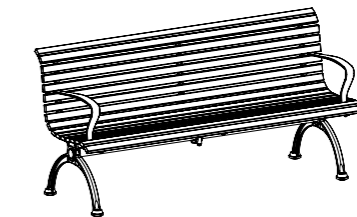


Splay Leg, Freestanding, with Arms

- ✓ Comfortable wave profile
- ✓ Available with connectivity (PowerMe™ Table)
- ✓ Variety of leg and batten options

CLASSIC GALLERIA DDA SEAT (CMG5)

Page 17

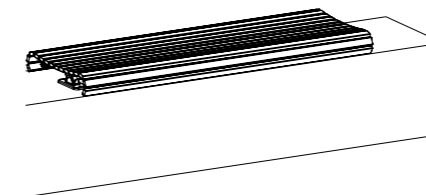


Arch Leg, Freestanding, with Arms

- ✓ Upright and complies with DDA requirements
- ✓ Comfortable wave profile
- ✓ Available with connectivity (PowerMe™ Table)
- ✓ Variety of leg and batten options

CLASSIC GALLERIA BENCH (CMG4)

Page 18

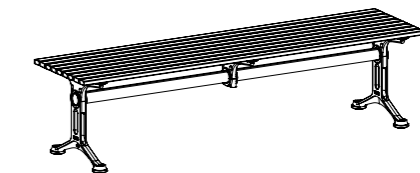


Plinth Mount, Surface Fixed

- ✓ Comfortable wave profile
- ✓ Available with connectivity (PowerMe™ Table)
- ✓ Variety of leg and batten options

CLASSIC GALLERIA SLIM BENCH (CMG8)

Page 19




Tee Leg, Freestanding

- ✓ Slim flat top profile
- ✓ Available with connectivity (PowerMe™ Table)
- ✓ Mitred slim bench also available
- ✓ Variety of leg and batten options

CLASSIC GALLERIA TABLE (CMG6)

Page 20




Post Leg, Surface Fixed

- ✓ Contoured edges
- ✓ Strong cast aluminium frame
- ✓ Variety of leg and batten options

CLASSIC GALLERIA DDA TABLE (CMG6-DDA)

Page 20



Tee Leg, Surface Fixed, 1 Side Access for Wheelchair

- ✓ Complies with AS1428.2-1992
- ✓ Contoured edges
- ✓ Strong cast aluminium frame
- ✓ Variety of leg and batten options

Darling Island Wharf, Sydney, Australia.
Classic Galleria Seat with eco-certified hardwood battens and Night Sky frame.

classic galleria

This classic range features slender battens in a comfortable curved profile, made from eco-certified hardwood or aluminium, with a variety of leg designs.

Now available with connectivity. See PowerMe™ Table at streetfurniture.com/au/product/powerme-table

Darling Island Wharf, Sydney, Australia.
Classic Galleria Seat with eco-certified
hardwood battens and Night Sky frame.



classic galleria seat

Emerald Lakes, Gold Coast, Australia,
designed by PTW and SJB Architects
Classic Galleria Bench with eco-certified
hardwood battens and Night Sky frame.



classic galleria bench



01

Classic Galleria Seat CMG101
Eco-certified hardwood battens with Palladium Silver
Splay legs and polished angle arms.
705W x 790H x 1750L | 27 3/4" W x 31 1/8" H x 68 7/8" L



02

Classic Galleria DDA Seat CMG502
Aluminium anodised battens with Palladium Silver Arch legs
and angle arms.
590W x 835H x 1750L | 23 1/4" W x 32 7/8" H x 68 7/8" L



01

Classic Galleria Bench CMG401
Eco-certified hardwood battens with Palladium Silver Splay
legs.
615W x 435H x 1750L | 24 3/16" W x 17 1/8" H x 68 7/8" L



02

Classic Galleria Bench CMG402
Textura Monument battens with Arch legs.
615W x 435H x 1750L | 24 3/16" W x 17 1/8" H x 68 7/8" L



03

Classic Galleria Seat CMG104
Woodgrain Spotted Gum battens with Textura Monument frame
705W x 790H x 1750L | 27 3/4" W x 31 1/8" H x 68 7/8" L



04

Classic Galleria Seat CMG104
Jasper battens, Palladium Silver Pedestal legs and polished
angle arms.
705W x 790H x 1750L | 27 3/4" W x 31 1/8" H x 68 7/8" L



03

Classic Galleria Bench CMG404
Jasper battens with Monument Pedestal legs.
615W x 435H x 1750L | 24 3/16" W x 17 1/8" H x 68 7/8" L



04

Classic Galleria Bench CMG406
Aluminium anodised battens with Palladium Silver Tee legs.
615W x 435H x 1750L | 24 3/16" W x 17 1/8" H x 68 7/8" L

Charles O'Neil Walkway, Rookwood Cemetery, Sydney, Australia.
Classic Galleria Mitred Slim Bench with Casuarina woodgrain battens and Palladium Silver Post legs.



classic galleria slim bench

Harden Town Centre, Harden, Australia.
Classic Galleria Table and Classic Galleria Bench with hardwood battens and Night Sky Pedestal legs.



classic galleria table



01
Classic Galleria Slim Bench CMG811
Woodgrain Beach Oak (Grey) with Palladium Silver Plinth legs.
440W x 435H x 1750L | 17 5/16" W x 17 1/8" H x 68 7/8" L



02
Classic Galleria Slim Bench CMG801
Lobster Red battens with Ironstone Splay Narrow legs.
440W x 435H x 1750L | 17 5/16" W x 17 1/8" H x 68 7/8" L



01
Classic Galleria Table CMG606
Eco-certified hardwood battens with Palladium Silver Tee legs.
740W x 720H x 1750L | 29 1/8" W x 28 3/8" H x 68 7/8" L



02
Classic Galleria Setting CMG606 + CMG804
Classic Galleria Table and Slim Benches. Eco-certified hardwood battens, Night Sky Tee and Pedestal legs.
1720W x 720H x 1750L | 67 3/4" W x 28 3/8" H x 68 7/8" L




03
Classic Galleria Slim Bench CMG806
Pearl White battens with Palladium Silver Tee legs.
440W x 435H x 1750L | 17 5/16" W x 17 1/8" H x 68 7/8" L



04
Classic Galleria Mitred Slim Bench CMG804-M
Eco-certified battens with Palladium Silver Pedestal legs.
440W x 435H x 1750L | 17 5/16" W x 17 1/8" H x 68 7/8" L



03
Classic Galleria Setting CMG605 + CMG806
Classic Galleria Table and Slim Benches. Pearl White battens, Palladium Silver Post and Tee legs.
1720W x 720H x 1750L | 67 3/4" W x 28 3/8" H x 68 7/8" L



04
Classic Galleria DDA Setting CMG6-DDA + CMG505
Classic Galleria DDA Table and DDA Seats. Sable Brilliance frame, Woodgrain Beach Oak (Grey) battens.
2070W x 720H x 1750L | 81 1/2" W x 28 3/8" H x 68 7/8" L
Accessible, adheres to DDA.

classic galleria

For further tailoring, contact us to speak with a sales consultant.

Australia 1800 027 799
 United States +1 877 406 6434
 International +61 2 8774 8888
 Email info@streetfurniture.com

mitred slim bench

Create 90° corners with mitred hardwood battens or stepped aluminium battens.

Classic Galleria Mitred Slim Bench CMG8-M, Hardwood Mitred Corners.

Classic Galleria Mitred Slim Bench CMG8-M, Aluminium Anodised Stepped Corners.

How to order in 6 steps

Select one per category to specify your product.

1. Select product (refer to page 13)


- Classic Galleria Seat (CMG1)
- Classic Galleria DDA Seat (CMG5)
- Classic Galleria Bench (CMG4)
- Classic Galleria Slim Bench (CMG8)
- Classic Galleria Mitred Slim Bench (CMG8-M)
- Classic Galleria Table (CMG6)
- Classic Galleria DDA Table (CMG6-DDA)

2. Select configuration

- 1750mm length | 68 7/8"
- 2100mm length | 82 11/16"
- 2 plus 2 with PowerMe™ Table (seat and bench only)
- Tailored length

3. Select legs and mounting

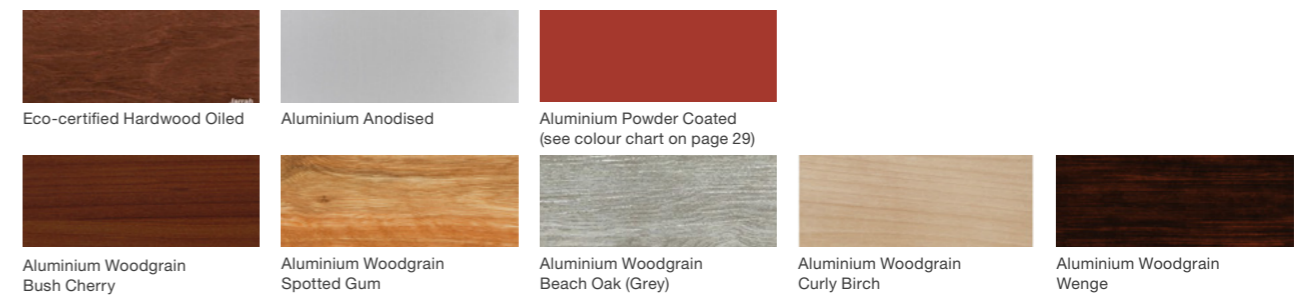
Legs may require basic assembly on-site.



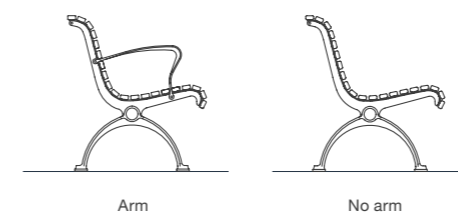
*Arch leg is not available for Slim Bench.
 **Tables only use Post or Tee leg.

4. Select battens

Street Furniture Australia uses sustainable timber from certified managed forests. Timber requires oiling every three months.



5. Select arm or no arms (seats only)



6. Select frame finish

- Stainless 304 Powder Coated (see colour chart on page 29)
- Tailored

classic promenade

matrix system

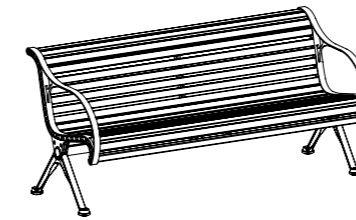
	SEAT (CMR1)	DDA SEAT	BENCH	SLIM BENCH	TABLE	DDA TABLE
01 Splay						
02 Arch						
04 Pedestal						
05 Post						
06 Tee						
07 Wall						
11 Plinth						

STANDARD LENGTH



CLASSIC PROMENADE SEAT (CMR1)

Page 27

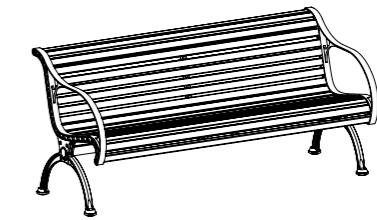


Splay Leg, Freestanding

- ✓ Heritage-style design
- ✓ Comfortable wave profile
- ✓ Variety of batten options

CLASSIC PROMENADE SEAT (CMR1)

Page 27

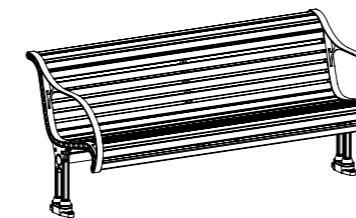


Arch Leg, Freestanding

- ✓ Heritage-style design
- ✓ Comfortable wave profile
- ✓ Variety of batten options

CLASSIC PROMENADE SEAT (CMR1)

Page 27

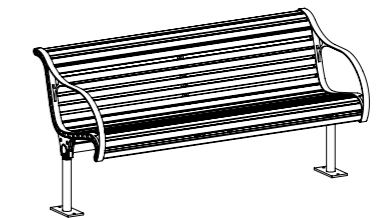


Pedestal Leg, Freestanding

- ✓ Heritage-style design
- ✓ Comfortable wave profile
- ✓ Variety of batten options

CLASSIC PROMENADE SEAT (CMR1)

Page 27

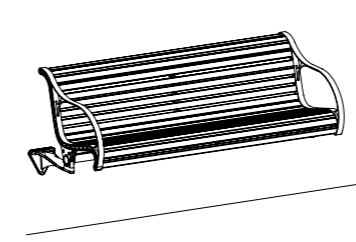


Post Leg, Freestanding

- ✓ Heritage-style design
- ✓ Comfortable wave profile
- ✓ Variety of batten options

CLASSIC PROMENADE SEAT (CMR1)

Page 27

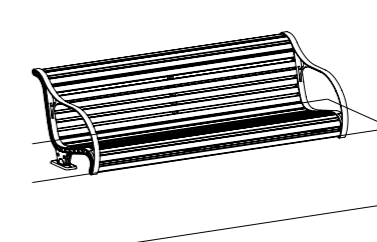


Wall Mount, Surface Fixed

- ✓ Heritage-style design
- ✓ Comfortable wave profile
- ✓ Variety of batten options

CLASSIC PROMENADE SEAT (CMR1)

Page 27



Plinth Mount, Surface Fixed

- ✓ Heritage-style design
- ✓ Comfortable wave profile
- ✓ Variety of batten options

Victory Heights, Dubai, UAE.
Classic Galleria Seat with hardwood battens
and Deep Ocean frame.

classic promenade

Premium heritage-style seat with slender battens in a wave profile, made from eco-certified hardwood or aluminium, and a variety of leg designs.



Mosman Square, Sydney, Australia.
Classic Promenade Seat with eco-certified hardwood battens and Night Sky frame.



classic promenade

classic promenade

For further tailoring, contact us to speak with a sales consultant.

Australia 1800 027 799
United States +1 877 406 6434
International +61 2 8774 8888
Email info@streetfurniture.com

How to order in 5 steps


Select one per category to specify your product.

1. Select configuration

- 1750mm length | 68 7/8"
- 2100mm length | 82 11/16"
- Tailored length

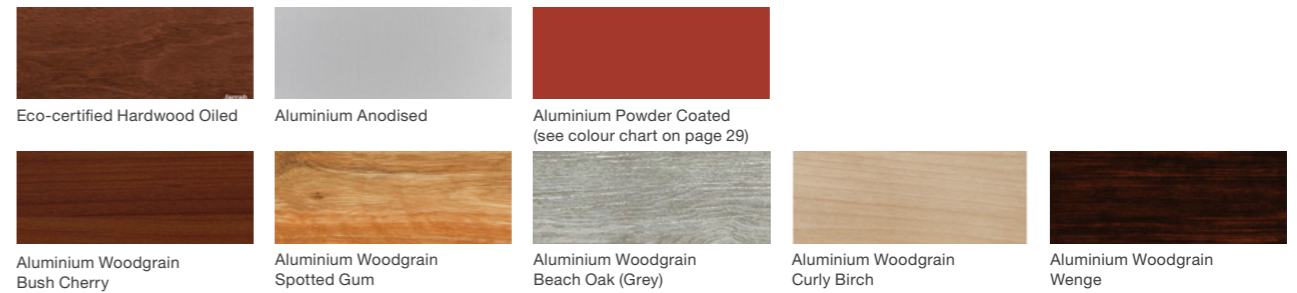
2. Select legs and mounting

Legs may require basic assembly on-site.



3. Select battens

Street Furniture Australia uses sustainable timber from certified managed forests. Timber requires oiling every three months.



4. Select frame finish

- Cast Aluminium Powder Coated (see colour chart on page 29)
- Tailored

5. Select Bullnose Tie Rod finish

- Aluminium Anodised
- Aluminium Powder Coated (see colour chart on page 29)
- Tailored




01

Classic Promenade Seat CMR101
Aluminium anodised battens and Palladium Silver Splay legs.
725W x 800H x 1750L | 28 9/16" W x 31 1/2" H x 68 7/8" L




02

Classic Promenade Seat CMR102
Jasper battens with Textura monument frame and Arch legs.
725W x 800H x 1750L | 28 9/16" W x 31 1/2" H x 68 7/8" L



03

Classic Promenade Seat CMR104
Eco-certified hardwood battens with Pedestal leg, Palladium Silver frame.
725W x 800H x 1750L | 28 9/16" W x 31 1/2" H x 68 7/8" L



04

Classic Promenade Seat CMR107
Woodgrain Beach Oak (Grey) battens, Palladium Silver wall mount.
725W x 800H x 1750L | 28 9/16" W x 31 1/2" H x 68 7/8" L

colour chart

Solid Range









Some colours are available in **Textura**, a scratch-resistant finish for low maintenance surfaces.

			
Palladium Silver Satin GY184C	Ironstone Satin GP136A Textura GL336A	Deep Ocean Satin GQ103A Textura GJ301A	Jasper Satin GT114A Textura GM314A
			
Woodland Grey Matt GL205A Textura GL333A	Dark Bronze Matt 9068184K Textura GY30BA	Monument Satin GP129A Textura GL329A	Night Sky Satin GN121A Textura GN305A
			
Charcoal Metallic GM019A	Wizard Gloss GJ054A	Heritage Green Gloss GK044A	Safety Yellow Gloss ME096A
			
Pearl White Gloss GA078A Textura GA330A	Mercury Silver* Gloss GW003K	Dark Violet** Gloss 98451926	Pink (Telemagenta)** Jotun Telemagenta Gloss RAL4010

*Please note Mercury Silver is flat and non-metallic.
**Pink and Violet may fade under high sun exposure over time.





DuraBright Range

Fade-resistant bright colours.

			
Lobster Red Satin YG154A	Sensation Orange Gloss YF049A	Jaybird Blue Satin YJ175A	Bondi Blue Gloss YJ046A
			
Brilliant Yellow Gloss YE087A	Shamrock Green Gloss YK043A	Viper Green Gloss YK051A	Lycra Strip Green Gloss YK063A






Sable Range

A grainy, textured surface for a premium aesthetic.

			
Sable Brilliance Textured GL277A (Previously known as Textured Medium)	Sable Bass Textured GN297A (Previously known as Textured Dark)	Sable Core Ten Textured GX350A	Zinc Phosphate Interpon PZ560 Epoxy Zinc PowderPrimer

Woodgrain Aluminium Range

Aluminium battens only. A premium timber look for minimal maintenance - wood without worry.


			
Bush Cherry	Spotted Gum	Beach Oak (Grey)	Curly Birch
			
Wenge			



Proudly supporting
Australian manufacturing.



Scan the QR code
to watch our videos.



JOIN streetchat

Get news, trends and tips
on furnishing the public realm at
streetfurniture.com/streetchat

Australia 1800 027 799
United States + 1 212 763 0174
International +61 2 8774 8888

Email info@streetfurniture.com
N6 391 Park Road, Regents Park
NSW 2143, Australia



streetfurniture.com

