

park seat

This is a carbon neutral product.



A classic outdoor bench that is both timeless and accommodating. Wide battens are securely bolted to cast aluminium frames.

Optional armrests are available for DDA compliance.

DIMENSIONS:

555W x 750H x various lengths (mm)
21 7/8" W x 29 1/2" H x various lengths

Select one box per category to specify your product.

LEG AND MOUNTING:

- Tee
 - Surface Fixed
 - Subsurface Fixed
 - Freestanding*
 - *Tie rod (Ø14mm) is required for freestanding option.
- Pedestal
 - Surface Fixed
 - Subsurface Fixed

FRAME:

- [See Colour Chart](#)
- Cast Aluminium Powder Coated

BATTEN:

- Aluminium Woodgrain [See Colour Chart](#)
- Aluminium Powder Coated [See Colour Chart](#)
 - Single Colour
 - Multicolour
- Aluminium Anodised
- Eco-certified Hardwood Oiled*
 - *Sourced from certified managed forests (PEFC or FSC). Hardwood needs re-oiling every 3 months. For a wood look with low maintenance, choose Aluminium Woodgrain (also known as Wood Without Worry).

BATTEN END CAP:

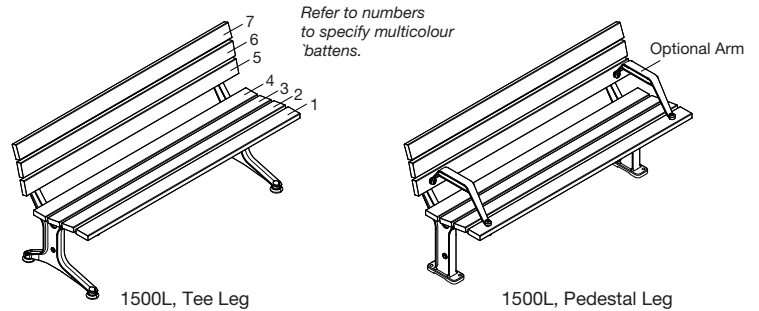
- Solid powder colour applies to aluminium battens only.*
- Match Batten Colour
 - Match Frame Colour

ARM:

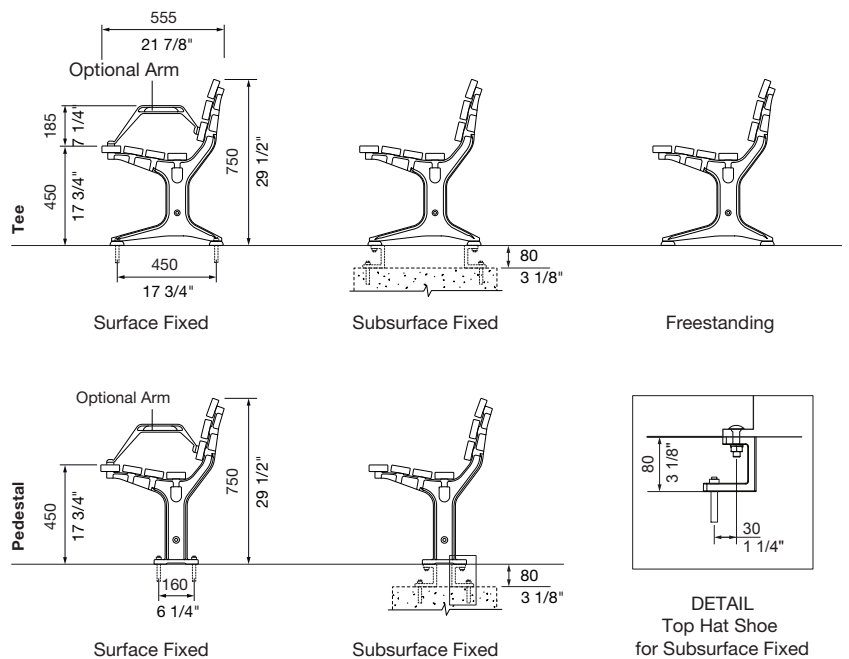
- Dark colours are not recommended for areas in constant direct sunlight.*
- None
 - Bolt-on Angle Arms*
 - Match Frame
 - Other [See Colour Chart](#)
- *Specify with arms to comply with DDA.

ARM QUANTITY:

- 2
- 3
- Tailored



LEG AND MOUNTING



park seat

This is a carbon neutral product.



LENGTH:

- *815mm | 32 1/8"
- 1500mm | 59"
- 1800mm | 70 7/8"
- 2100mm | 82 5/8"
- 2500mm | 98 3/8"
- Tailored

*For wheelchair side access in a table setting.

SEAT DIVIDER:

- Yes
- No

SEAT DIVIDER COLOUR:

- Electropolished
- Powder Coated [See Colour Chart](#)

Some options incur additional fees and lead time.

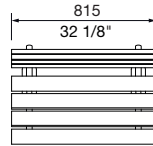
Need more information?

For a brochure, image gallery, CAD downloads, installation and maintenance guides, go to: streetfurniture.com/au/product/park-seat/


Quick links:

- streetfurniture.com/au/colour-chart/
- streetfurniture.com/au/warranty/

LENGTH

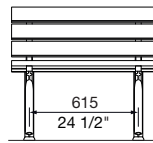


TOP VIEW

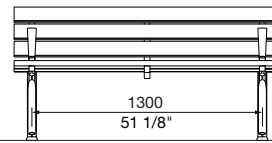


TOP VIEW

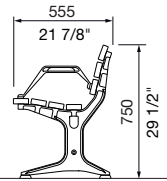
Optional Arm




FRONT VIEW
815L




FRONT VIEW
1500L



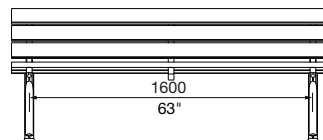
SIDE VIEW
Tee Leg



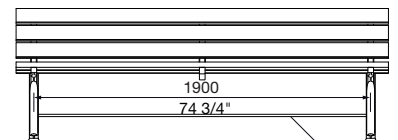
TOP VIEW



TOP VIEW

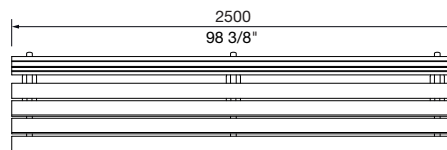


FRONT VIEW
1800L

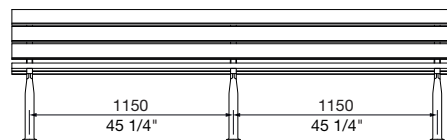


FRONT VIEW
2100L

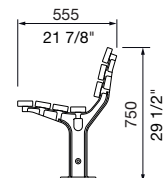
Tie Rod



TOP VIEW



FRONT VIEW
2500L



SIDE VIEW
Pedestal Leg