

classic plaza seat

street furniture™ technical sheets

<u>product name</u>	<u>mcode</u>	<u>page</u>
Classic Plaza Seat	CMP1	2
Classic Plaza DDA Seat	CMP5	4
Classic Plaza back-to-back	CMP1A	6

classic plaza seat


This is a carbon neutral product.



The Classic Plaza Seat features slender battens in a wave profile, made from eco-certified hardwood or aluminium, supported by strong stainless steel frames.

DIMENSIONS:

705W x 800H x various lengths (mm)
27 3/4" W x 31 1/2" H x various lengths



TOP VIEW

Select one box per category to specify your product.

LENGTH:

- 1750mm | 68 7/8"
- 2100mm | 82 11/16"
- Tailored

FRAME:

[See colour chart](#)

- Stainless 304 powder coated

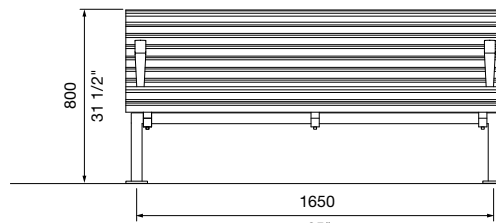
MOUNTING:

- Surface fixed
- Subsurface fixed
- Core drilled (300mm below ground)

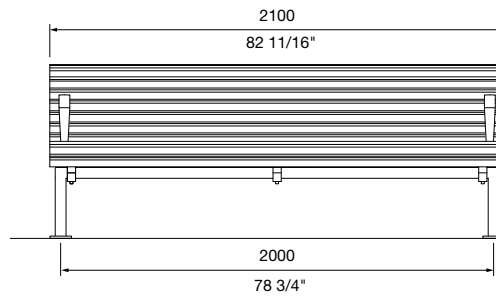
BATTEN:

- Aluminium Woodgrain [See Colour Chart](#)
- Aluminium Powder Coated [See Colour Chart](#)
- Aluminium Anodised
- Eco-certified Hardwood Oiled*

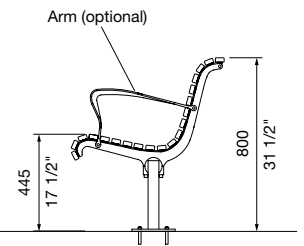
*Sourced from certified managed forests (PEFC or FSC). Hardwood needs re-oiling every 3 months. For a wood look with low maintenance, choose Aluminium Woodgrain (also known as Wood Without Worry).



FRONT VIEW
1750mm



FRONT VIEW
2100mm



SIDE VIEW

BATTEN ENDCAP COLOUR:

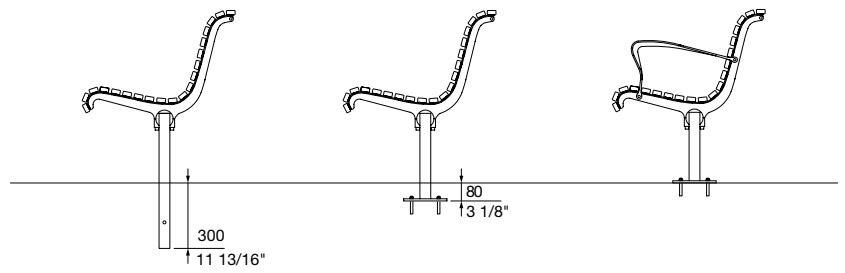
- Match Batten
- Match Frame

ARM:

Dark colours are not recommended for areas in constant direct sunlight.

- None
- Bolt-On Angle Arms Powder Coated

[See Colour Chart](#)



CORE DRILLED

SUBSURFACE FIXED

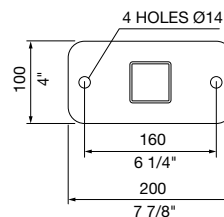
SURFACE FIXED

MOUNTING OPTIONS

ARM QUANTITY:

- 2
- 3
- Tailored

Some options incur additional fees and lead time.



BASEPLATE DETAIL
SURFACE FIXED

September 2024

classic plaza seat

This is a
carbon neutral
product.



Need more information?

For a brochure, image gallery, CAD downloads, installation and maintenance guides, go to:

streetfurniture.com/au/product/classic-plaza-seat/

Quick links:

streetfurniture.com/au/colour-chart/

streetfurniture.com/au/warranty/

classic plaza dda seat

This is a carbon neutral product.



The Classic Plaza DDA Seat features slender battens in a wave profile, made from eco-certified hardwood or aluminium, supported by stainless steel frames. Specified with arms, this seat is accessible and complies with DDA requirements.

DIMENSIONS:

585W x 850H x various lengths (mm)
23" W x 33 1/2" H x various lengths

Select one box per category to specify your product.

LENGTH:

- 1750mm | 68 7/8"
- 2100mm | 82 11/16"
- Tailored

FRAME:

[See colour chart](#)

- Stainless 304 powder coated

MOUNTING:

- Surface fixed
- Subsurface fixed
- Core drilled (300mm below ground)

BATTEN:

- Aluminium Woodgrain [See Colour Chart](#)
- Aluminium Powder Coated [See Colour Chart](#)
- Aluminium Anodised
- Eco-certified Hardwood Oiled*

*Sourced from certified managed forests (PEFC or FSC). Hardwood needs re-oiling every 3 months. For a wood look with low maintenance, choose Aluminium Woodgrain (also known as Wood Without Worry).

BATTEN ENDCAP COLOUR:

- Match Batten
- Match Frame

ARM:

Dark colours are not recommended for areas in constant direct sunlight.


- None
- Bolt-On Angle Arms Powder Coated

[See Colour Chart](#)


ARM QUANTITY:

- 2
- 3
- Tailored


Some options incur additional fees and lead time.



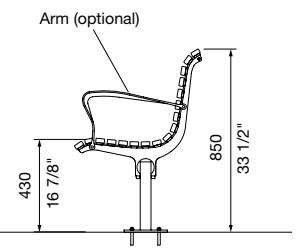
TOP VIEW



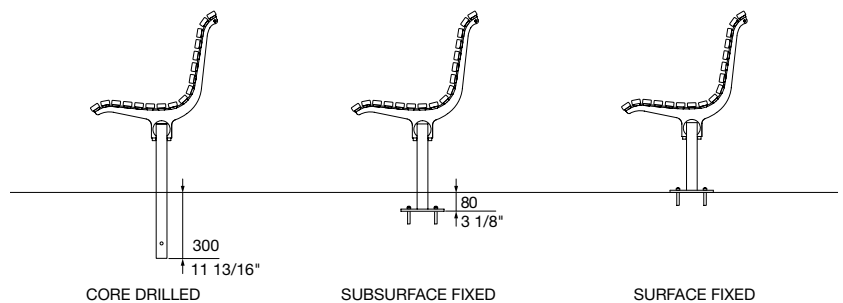
FRONT VIEW
1750mm



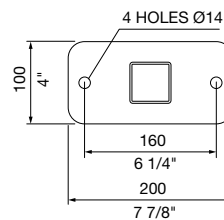
FRONT VIEW
2100mm



SIDE VIEW



MOUNTING OPTIONS



BASEPLATE DETAIL
SURFACE FIXED

September 2024

classic plaza dda seat

This is a
carbon neutral
product.



Need more information?

For a brochure, image gallery, CAD downloads,
installation and maintenance guides, go to:

streetfurniture.com/au/product/classic-plaza-seat/

Quick links:

streetfurniture.com/au/colour-chart/

streetfurniture.com/au/warranty/

classic plaza back-to-back

This is a carbon neutral product.



The Classic Plaza Back-to-Back creates a seamless, continuous wave. It features slender battens, made from eco-certified hardwood or aluminium, supported by stainless steel frames.

DIMENSIONS:

1420W x 800H x various lengths (mm)
55 7/8" W x 31 1/2" H x various lengths

Select one box per category to specify your product.

LENGTH:

- 1750mm | 68 7/8"
- 2100mm | 82 11/16"
- Tailored

FRAME:

[See colour chart](#)

- Stainless 304 powder coated

MOUNTING:

- Surface fixed
- Subsurface fixed
- Core drilled (300mm below ground)

BATTEN:

- Aluminium Woodgrain [See Colour Chart](#)
- Aluminium Powder Coated [See Colour Chart](#)
- Aluminium Anodised
- Eco-certified Hardwood Oiled*

*Sourced from certified managed forests (PEFC or FSC). Hardwood needs re-oiling every 3 months. For a wood look with low maintenance, choose Aluminium Woodgrain (also known as Wood Without Worry).

BATTEN ENDCAP COLOUR:

- Match Batten
- Match Frame

ARM:

Dark colours are not recommended for areas in constant direct sunlight.


- None
- Bolt-On Angle Arms Powder Coated

[See Colour Chart](#)

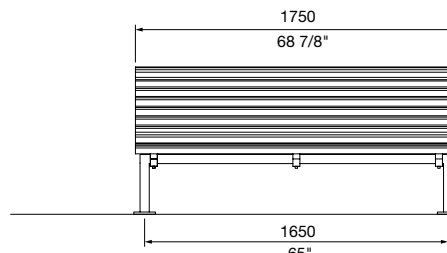
ARM QUANTITY:

- 2
- 3
- Tailored

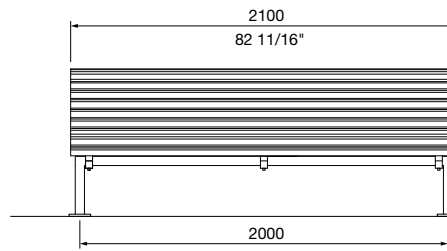
Some options incur additional fees and lead time.



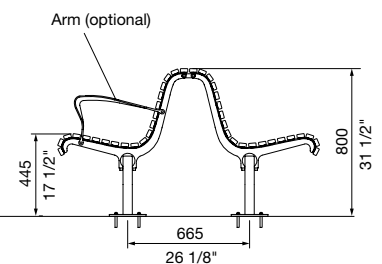
TOP VIEW



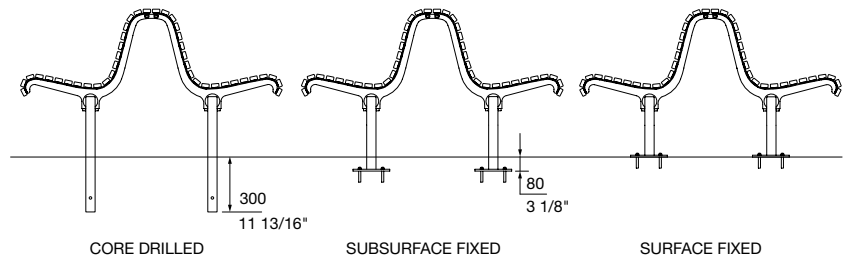
FRONT VIEW
1750mm



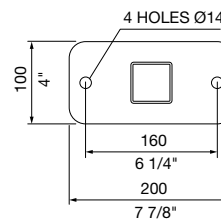
FRONT VIEW
2100mm



SIDE VIEW



MOUNTING OPTIONS



BASEPLATE DETAIL
SURFACE FIXED

September 2024

classic plaza back-to-back

This is a
carbon neutral
product.



Need more information?

For a brochure, image gallery, CAD downloads,
installation and maintenance guides, go to:

streetfurniture.com/au/product/classic-plaza-seat/

Quick links:

streetfurniture.com/au/colour-chart/

streetfurniture.com/au/warranty/