

classic galleria slim bench

The Classic range features slender battens in a wave profile, made from eco-certified hardwood or aluminium, with a variety of arm and leg designs.

DIMENSIONS:

615W x 435H x various lengths (mm)
24 3/16" W x 17 1/8" H x various lengths

Select one box per category to specify your product.

LEG AND MOUNTING:

- ☐ Splay*
 - ☐ Surface Fixed
 - ☐ Subsurface Fixed
 - ☐ Freestanding
- ☐ Tee*
 - ☐ Surface Fixed
 - ☐ Subsurface Fixed
 - ☐ Freestanding
- ☐ Pedestal
 - ☐ Surface Fixed
 - ☐ Subsurface Fixed
- ☐ Post*
 - ☐ Surface Fixed with Cast Base
 - ☐ Subsurface Fixed with Baseplate
 - ☐ Core Drilled (300mm Below Ground)
- ☐ Wall (Fixed to Side of Wall)
- ☐ Plinth (Fixed on Top of Wall)

*Specify 'Splay Leg' or 'Tee Leg for DDA Setting' or 'Post Leg for DDA Setting' to match a taller table, i.e., wheelchair accessible setting. Not available for Mitred type.

BATTEN:

- ☐ Aluminium Woodgrain [See Colour Chart](#)
- ☐ Aluminium Powder Coated [See Colour Chart](#)
 - ☐ Single Colour
 - ☐ Multicolour
- ☐ Aluminium Anodised
- ☐ Eco-certified Hardwood Oiled*

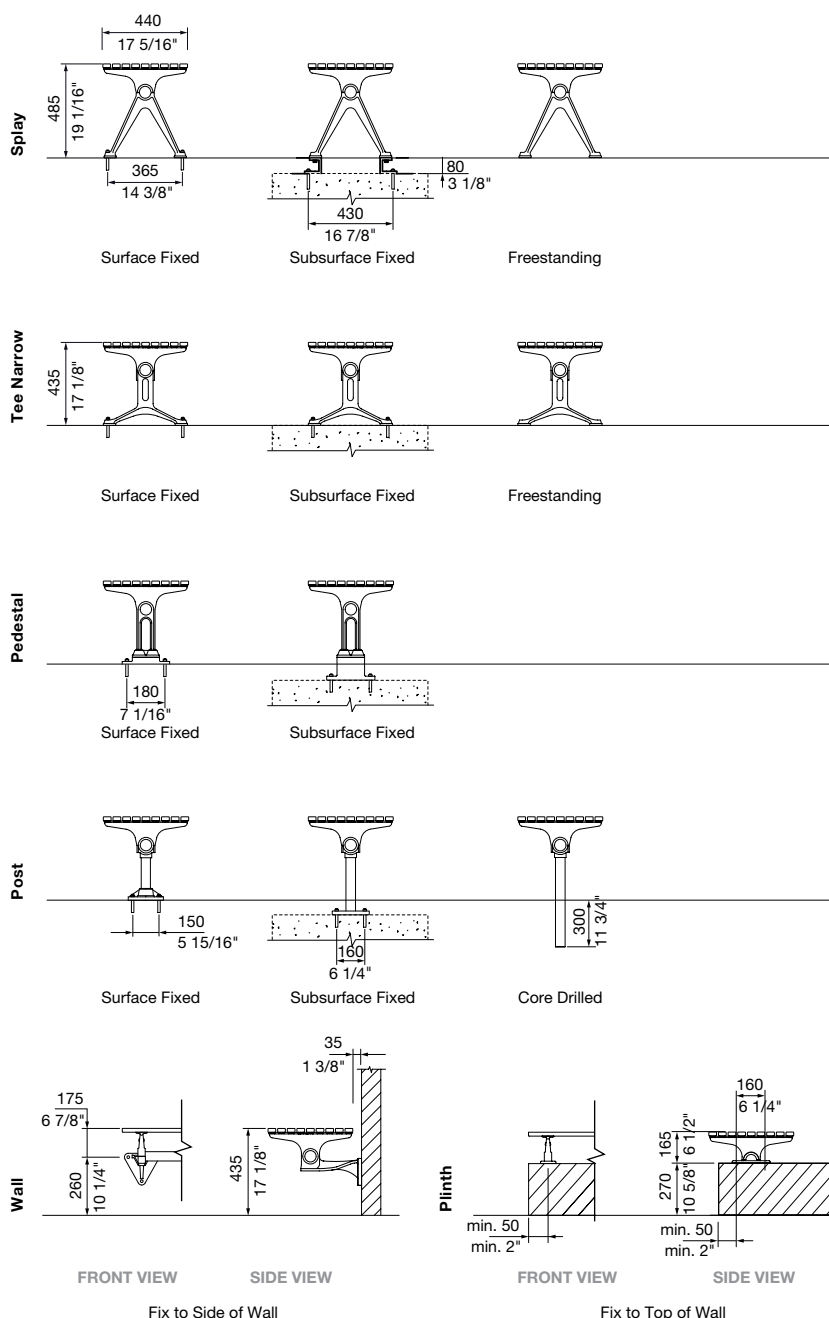
*Sourced from certified managed forests (PEFC or FSC). Hardwood needs re-oiling every 3 months. For a wood look with low maintenance, choose Aluminium Woodgrain (also known as Wood Without Worry).

FRAME:

[See Colour Chart](#)

- ☐ Cast Aluminium Powder Coated

LEG AND MOUNTING



classic galleria slim bench

This is a
carbon neutral
product.



LENGTH:

- ☐ 1750mm | 68 7/8"
- ☐ 2100mm | 82 5/8"
- ☐ Tailored

TYPE:

- ☐ Straight
- ☐ Mitred
 - ☐ 1 End Left
 - ☐ 1 End Right
 - ☐ 2 Ends Left
 - ☐ 2 Ends Right
 - ☐ 2 Ends Mirrored
- ☐ Tailored

BATTEN ENDCAP COLOUR:

- ☐ Match Batten
- ☐ Match Frame

Some options incur additional fees and lead time.

All products are made-to-order, quality-controlled and dispatched from the factory floor to ISO standards.


Need more information?

For a brochure, image gallery, CAD downloads, installation and maintenance guides, go to:

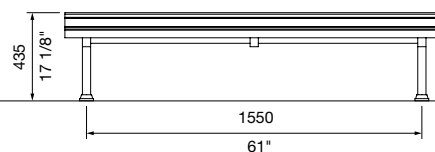
streetfurniture.com/au/product/classic-galleria-seat/

Quick links:

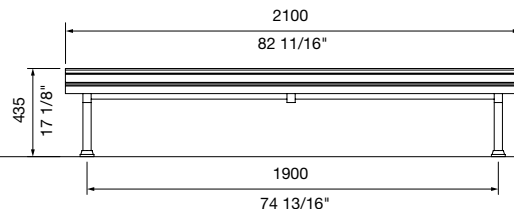
streetfurniture.com/au/colour-chart/
streetfurniture.com/au/warranty/



TOP VIEW
1500mm



FRONT VIEW
1500mm



FRONT VIEW
2100mm

TYPE



Straight



Mitred 2 Ends Mirrored



Mitred 1 End Left



Mitred 1 End Right

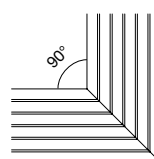


Mitred 2 Ends Left



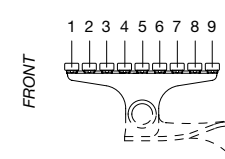
Mitred 2 Ends Right

MITRE DETAIL



Mitred Corner 90°

BATTEN MAP



Refer to numbers to specify multicolour batten. For mitred bench, batten 1 is the shortest length.