

linea bicycle stand

Stylish bicycle parking, beautiful and functional, with ergonomic proportions and robust stainless steel frame. Adheres to AS2890.3 Class 3.

DIMENSIONS:

600L x 75W x 760H (mm)
23 5/8" L x 3" W x 29 7/8" H

Select one box per category to specify your product.

FRAME:

[See Colour Chart](#)

- ☐ Stainless Steel 304 Powder Coated
- ☐ Stainless Steel 316 Powder Coated
- ☐ Stainless Steel 316 Electropolished

MOUNTING:

- ☐ Surface Fixed
- ☐ Subsurface Fixed
- ☐ Core Drilled (300mm Below Ground)

BATTEN INSERT:

- ☐ None
- ☐ Aluminium Woodgrain [See Colour Chart](#)
- ☐ Aluminium Powder Coated [See Colour Chart](#)
- ☐ Eco-certified Hardwood Oiled*

*Sourced from certified managed forests (PEFC or FSC). Hardwood needs re-oiling every 3 months. For a wood look with low maintenance, choose Aluminium Woodgrain (also known as Wood Without Worry).

ETCHED ARTWORK:

Artwork size 40x450mm.

- ☐ None
- ☐ 1 Sided
- ☐ 2 Sided

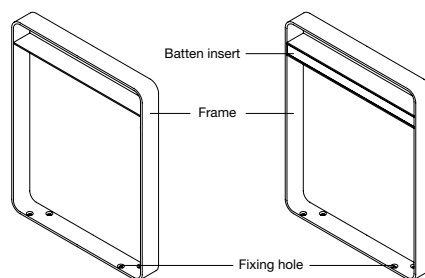
Some options incur additional fees and lead time.

Need more information?

For a brochure, image gallery, CAD downloads, installation and maintenance guides, go to:
streetfurniture.com/au/product/linea-bicycle-stand/

Quick links:

streetfurniture.com/au/colour-chart/
streetfurniture.com/au/warranty/



No Batten Insert


With Batten Insert

ISOMETRIC VIEW



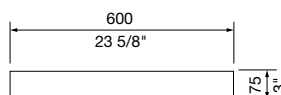
40 x 450mm

OPTIONAL LASER ETCHING

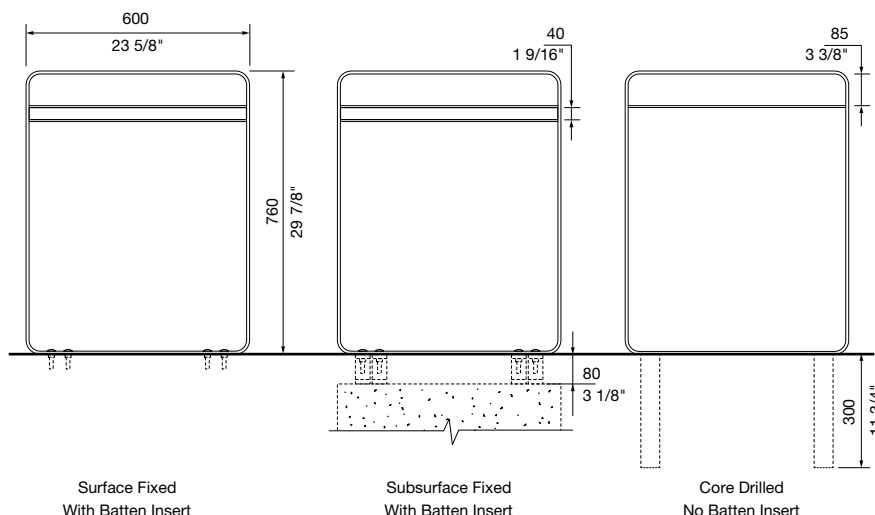


FRONT VIEW WITH BICYCLE

MOUNTING



TOP VIEW



Surface Fixed
With Batten Insert

Subsurface Fixed
With Batten Insert

Core Drilled
No Batten Insert