

Create places to bring people together. Each Aria Long Communal Table seats up to 18 people. Complies with DDA requirements.

MCODE:
CMA6-L

DIMENSIONS:
705W x 720H x 5000L (mm)
27 3/4" W x 28 3/8" H x 196 7/8" L

WEIGHT:
Approximate only and depends on materials selected.
71 kg - 94.4 kg | 157 lbs - 208 lbs

Select one box per category to specify your product.

TYPE:
 Standard
 Wheelchair access (with height extender)

LEGS AND MOUNTING:
Legs may require basic assembly on-site. Legs are fixed heights.

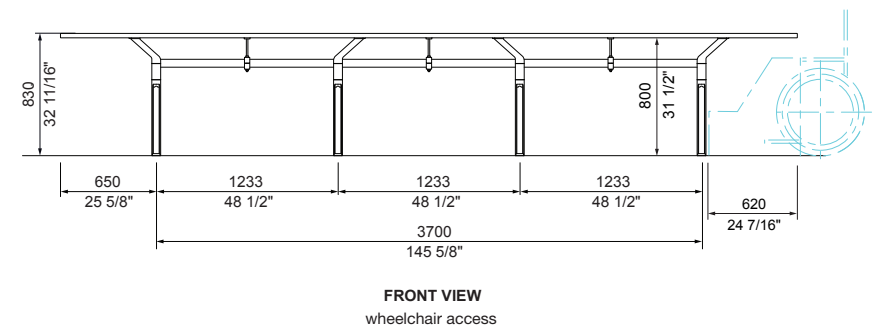
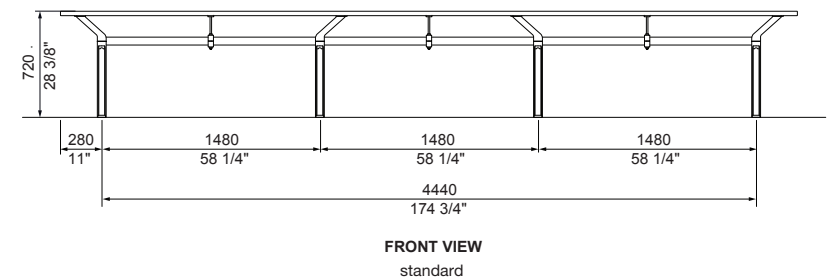

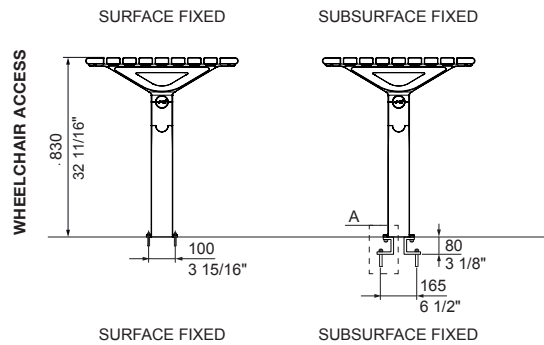
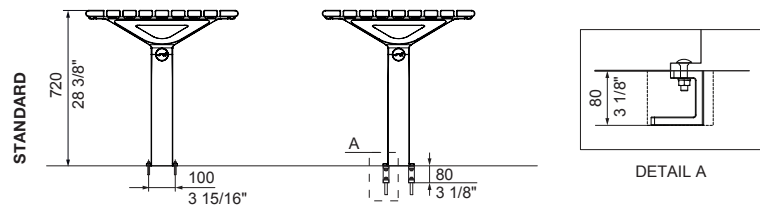
14 Aria Pedestal Tall
 Surface fixed
 Subsurface fixed

FRAME COLOUR:
Textura is highly recommended.

[See colour chart.](#)
Cast aluminium powder coated

BATTEN:
For a timber look with low maintenance, choose aluminium Wood Without Worry.

[See colour chart.](#)
 Aluminium anodised
 Aluminium woodgrain
 Tailored



COMPATIBLE SEATING:

Refer to separate technical sheet.

- Aria Seat (CMA1)*
- Aria Bench (CMA4)*

**IMPORTANT: Please select the tall leg (seat height 485mm) for wheelchair access picnic settings for ergonomic comfort.*

CHESS BOARD:

- None
- Anodised Aluminium Chess Board
405mm x 405mm | 15 15/16" x 15 15/16"

Some options incur additional fees and lead time.


Need more information?

For a brochure, image gallery, CAD downloads, installation and maintenance guides, go to:
streetfurniture.com/au/product/aria-long-communal-table/

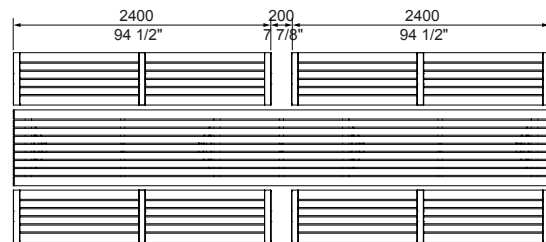
Quick links:

streetfurniture.com/au/colour-chart/
streetfurniture.com/au/warranty/


SETTING EXAMPLES:




Setting 1: 18-seater, with Aria Bench (5000mm)



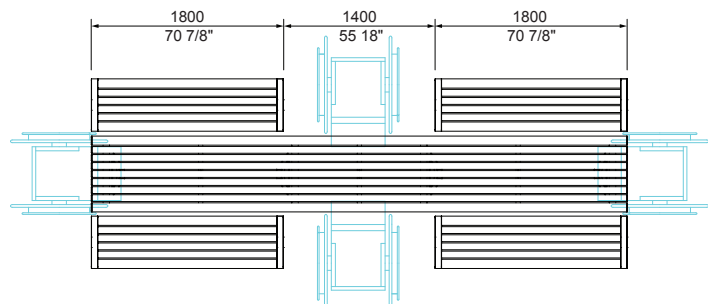
Setting 2: 16-seater, with Aria Bench (QTY4 2400mm)



Setting 3: 18-seater + 2 wheelchairs, with Aria Bench (5000mm)



Setting 4: 16-seater + 2 wheelchairs, with Aria Bench (QTY4 2400mm)



Setting 5: 12-seater + 4 wheelchairs, with Aria Bench (QTY4 1800mm)