

Create back-to-back, curved, ring and S-shape configurations at any size. Make Aria work for your space using connector panels at 45, 90 and 180 degrees.

To configure using the BuildARIA desktop app, go to [build.streetfurniture.com](https://build.streetfurniture.com)

MCODE:  
CMA

**DIMENSIONS:**

535W x 790H x various lengths (mm)  
21 1/16" W x 31 1/8" H x various lengths

Select one box per category to specify your product.

**CONFIGURATION:**

Specify \_\_\_\_\_

**LEGS AND MOUNTING:**

*Legs may require basic assembly on-site.*

- 12 Aria Splay
  - Surface fixed
  - Subsurface fixed
  - Freestanding
- 13 Aria Pedestal
  - Surface fixed
  - Subsurface fixed
- 16 Aria Pedestal Tall\*
  - Surface fixed
  - Subsurface fixed
- 17 Aria Plinth\*\*
  - Plinth fixed

\*Suitable for wheelchair access picnic setting.

\*\*Concrete plinth is not included.

**FRAME AND PANEL COLOUR:**

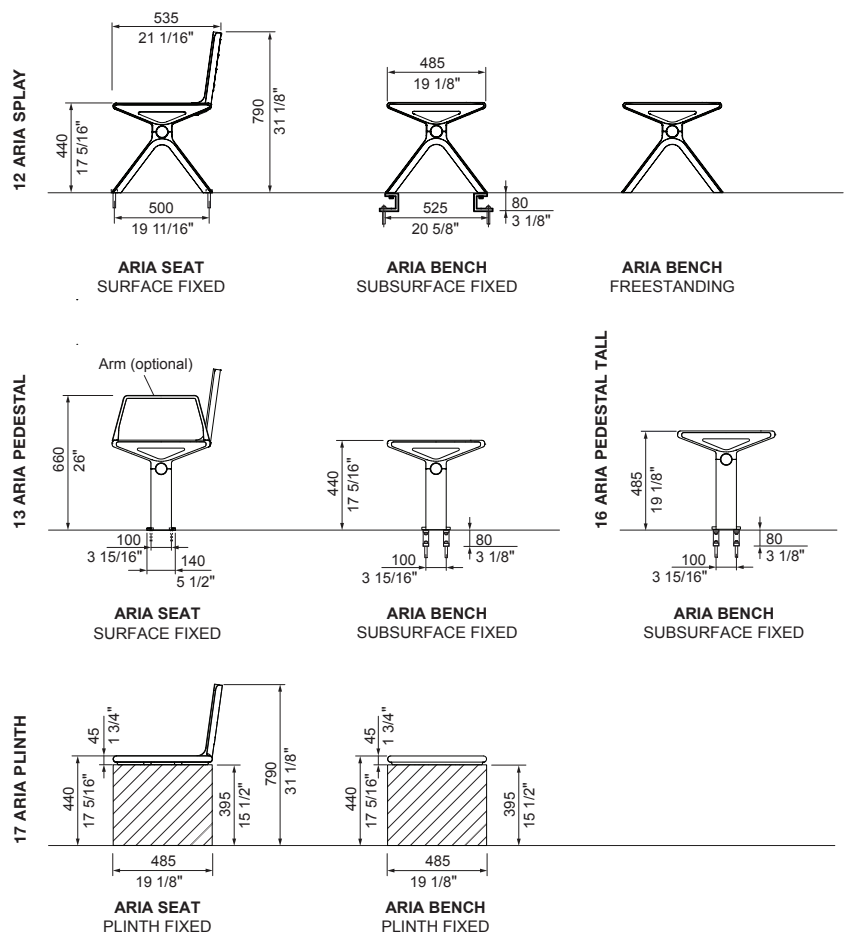
*Textura is highly recommended.*

- Cast aluminium powder coated  
(see [colour chart](#))

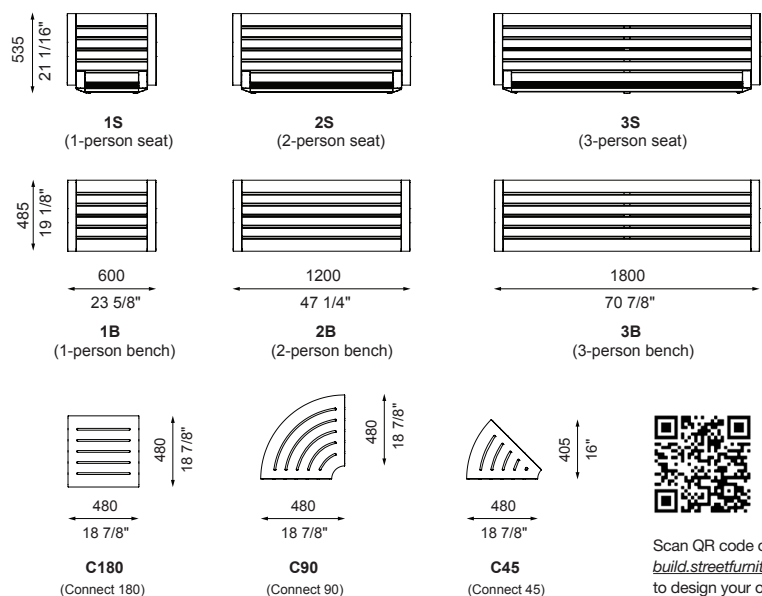
**BATTEN:**

*Timber is exclusively sourced from FSC or PEFC certified managed forests only. Timber requires oiling every three months. For a timber look with low maintenance, choose aluminium woodgrain.*

- Eco-certified hardwood oiled
- Aluminium anodised
- Aluminium powder coated (see [colour chart](#))
- Aluminium woodgrain (see [colour chart](#))
- Tailored



**Aria Modules:**



Scan QR code or go to [build.streetfurniture.com](https://build.streetfurniture.com) to design your own Aria.

**ARM:**

Dark arms are not recommended for areas in constant direct sunlight. This seat is DDA-friendly when specified with arms. Arm is in same finish as the frame unless otherwise specified.

- None
- 2 end arms, in same finish as frame
- Tailored

Some options incur additional fees and lead time.

**Need more information?**

For a brochure, image gallery, CAD downloads, installation and maintenance guides, go to: [streetfurniture.com/au/product/aria-seating-system/](http://streetfurniture.com/au/product/aria-seating-system/)

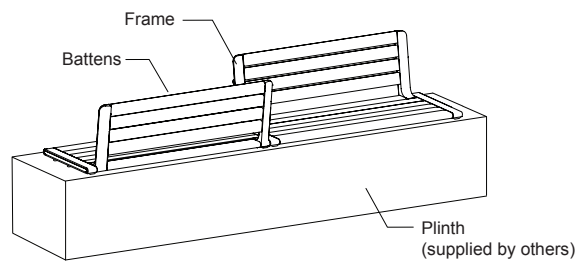
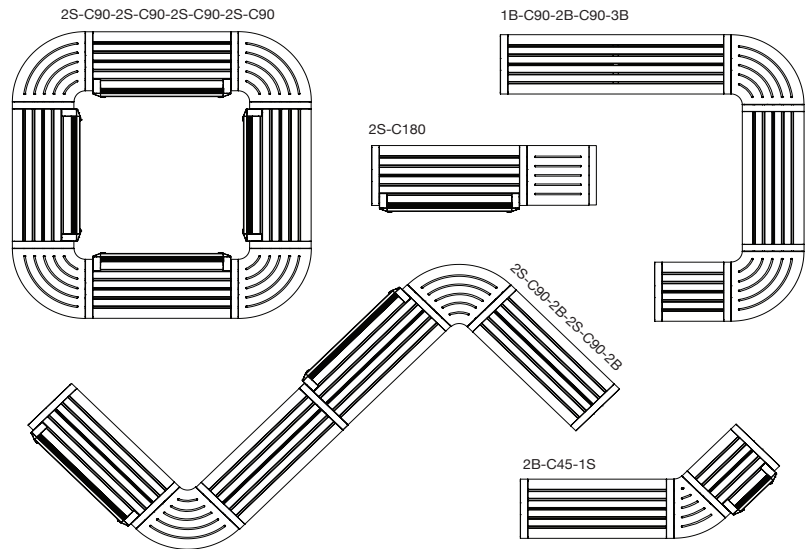
**Quick links:**

- [streetfurniture.com/au/colour-chart/](http://streetfurniture.com/au/colour-chart/)
- [streetfurniture.com/au/warranty/](http://streetfurniture.com/au/warranty/)
- [streetfurniture.com/au/parts-promise/](http://streetfurniture.com/au/parts-promise/)

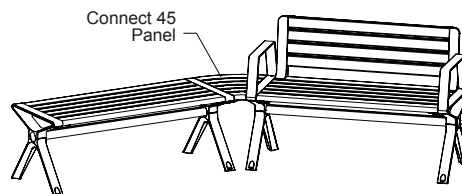
**CONFIGURATION EXAMPLES:**

Lengths that exceed 2100mm or 82 1/4" will be delivered in parts for assembly on-site.

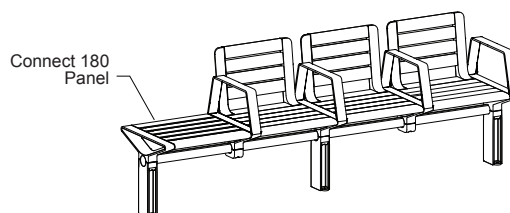
- |              |                                |                          |
|--------------|--------------------------------|--------------------------|
| 1 : 1-seater | C180 : Connect with 180° Panel | S : Seat (with backrest) |
| 2 : 2-seater | C45 : Connect with 45° Panel   | B : Bench (no backrest)  |
| 3 : 3-seater | C90 : Connect with 90° Panel   | R : Reversed             |



**BACK-TO-BACK**  
2S-2SR  
Plinth fixed



**CURVED**  
2S-C45-2B  
Splay legs



**TRANSIT**  
1S-1S-1S-C180  
Pedestal legs