

The Aria range is a contemporary yet highly durable solution for the public realm.

Aria products are a part of a modular furniture system. To create your own shape and size, visit build.streetfurniture.com

MCODE:
CMA1

DIMENSIONS:

535W x 790H x various lengths (mm)
21 1/16" W x 31 1/8" H x various lengths

Select one box per category to specify your product.

LENGTH:

- 1S, 600 mm | 23 5/8"
- 2S, 1200 mm | 47 1/4"
- 3S, 1800 mm | 70 7/8"
- 3.5S, 2100 mm | 82 5/8"
- 2S-2S, 2400 mm | 94 1/2"

LEGS AND MOUNTING:

Legs may require basic assembly on-site.

- 12 Aria Splay
 - Surface fixed
 - Subsurface fixed
 - Freestanding
- 13 Aria Pedestal
 - Surface fixed
 - Subsurface fixed
- 16 Aria Pedestal Tall*
 - Surface fixed
 - Subsurface fixed
- 17 Aria Plinth**
 - Plinth fixed

*Suitable for wheelchair access picnic setting.

**Concrete plinth is not included.

FRAME AND PANEL COLOUR:

Textura is highly recommended.

- Cast aluminium powder coated
(see colour chart)

BATTEN:

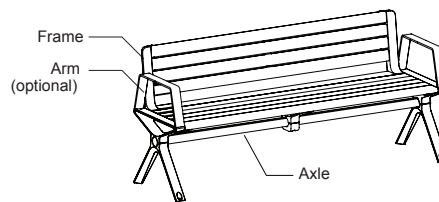
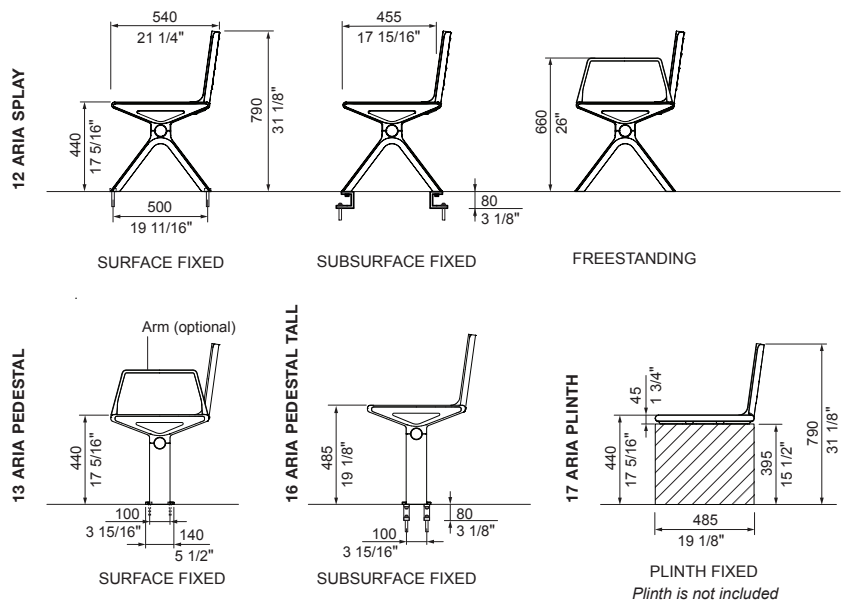
Timber is exclusively sourced from FSC or PEFC certified managed forests only. Timber requires oiling every three months. For a timber look with low maintenance, choose aluminium woodgrain.

- Eco-certified hardwood oiled
- Aluminium anodised
- Aluminium powder coated (see colour chart)
- Aluminium woodgrain (see colour chart)
- Tailored

ARM:

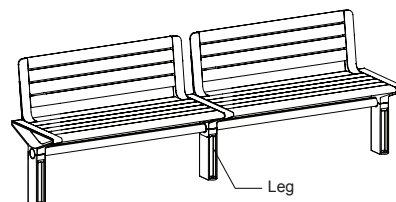
Dark arms are not recommended for areas in constant direct sunlight. This seat is DDA-friendly when specified with arms. Arm is in same finish as the frame unless otherwise specified.

- None
- 2 end arms, in same finish as frame
- 1 middle arm (2S-2S only)
- 3 arms (2S-2S only)



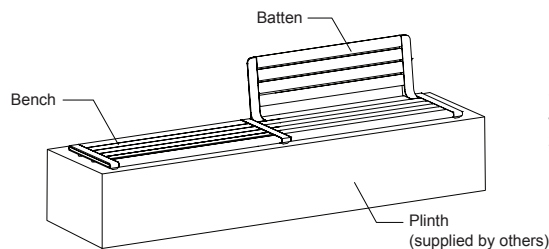
STANDARD

3-seater, Splay legs with arms
3S



STANDARD

4-seater, Pedestal legs
2S-2S



SEAT AND BENCH COMBO

4-seater, Plinth fixed
2B-2S

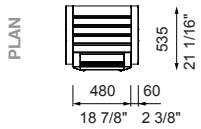
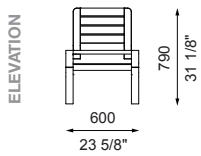
PRE-CONFIGURATIONS:

Lengths that exceed 2100mm or 82 1/4" will be delivered in parts for assembly on-site.

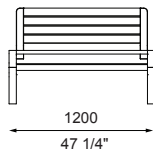
- | | | |
|------------------|--------------------------------|--------------------------|
| 1 : 1-seater | C180 : Connect with 180° Panel | S : Seat (with backrest) |
| 2 : 2-seater | C45 : Connect with 45° Panel | B : Bench (no backrest) |
| 3 : 3-seater | C90 : Connect with 90° Panel | R : Reversed |
| 3.5 : 3.5-seater | | |

Standard

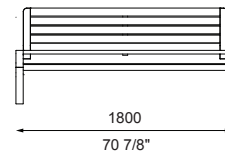
□ 1S



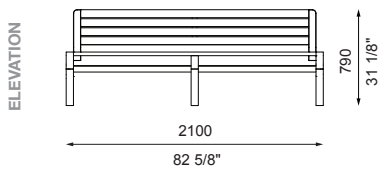
□ 2S



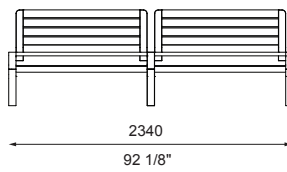
□ 3S



□ 3.5S

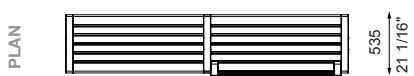
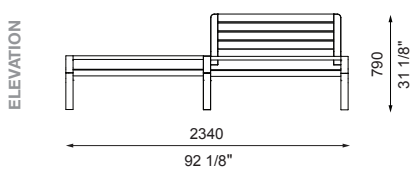


□ 2S-2S

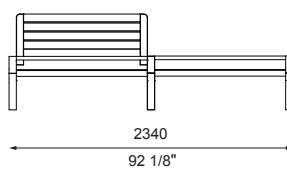


Standard (Seat and Bench Combo)

□ 2B-2S



□ 2S-2B



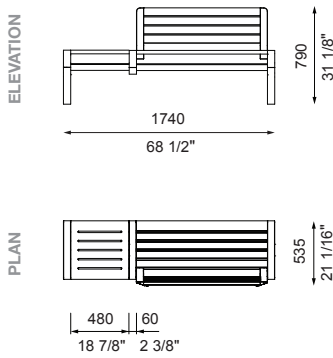
PRE-CONFIGURATIONS:

Lengths that exceed 2100mm or 82 1/4" will be delivered in parts for assembly on-site.

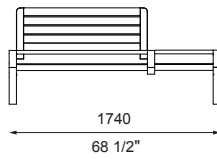
- | | | |
|------------------|--------------------------------|--------------------------|
| 1 : 1-seater | C180 : Connect with 180° Panel | S : Seat (with backrest) |
| 2 : 2-seater | C45 : Connect with 45° Panel | B : Bench (no backrest) |
| 3 : 3-seater | C90 : Connect with 90° Panel | R : Reversed |
| 3.5 : 3.5-seater | | |

Connect 180

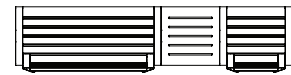
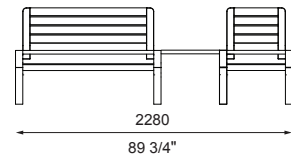
□ C180-2S



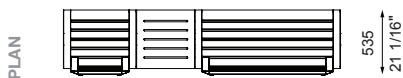
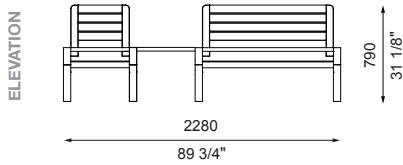
□ 2S-C180



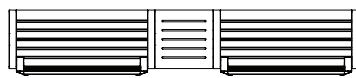
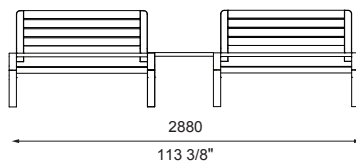
□ 2S-C180-1S



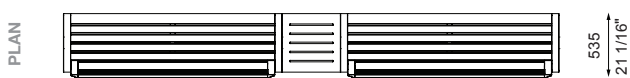
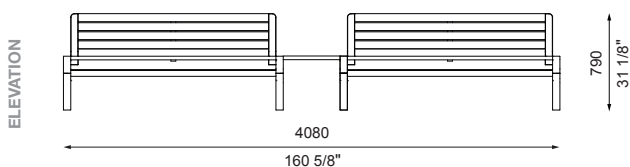
□ 1S-C180-2S



□ 2S-C180-2S



□ 3S-C180-3S



PRE-CONFIGURATIONS:

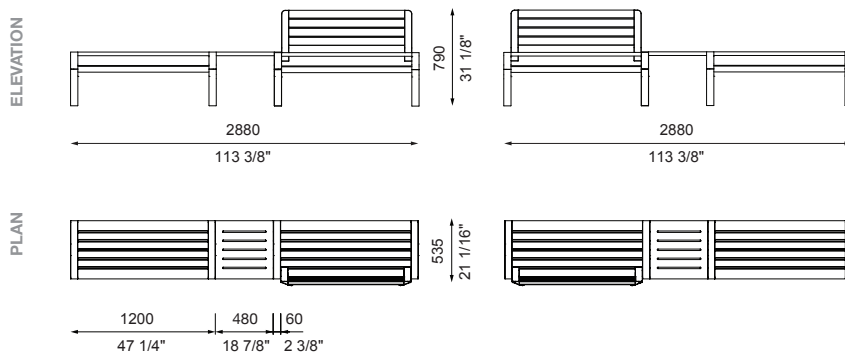
Lengths that exceed 2100mm or 82 1/4" will be delivered in parts for assembly on-site.

1 : 1-seater	C180 : Connect with 180° Panel	S : Seat (with backrest)
2 : 2-seater	C45 : Connect with 45° Panel	B : Bench (no backrest)
3 : 3-seater	C90 : Connect with 90° Panel	R : Reversed
3.5 : 3.5-seater		

Connect 180 (Seat and Bench Combo)

□ 2B-C180-2S

□ 2S-C180-2B



Need more information?

For a brochure, image gallery, CAD downloads, installation and maintenance guides, go to:

streetfurniture.com/au/product/aria-seat/

Quick links:

streetfurniture.com/au/colour-chart/

streetfurniture.com/au/warranty/

streetfurniture.com/au/parts-promise/