

Aluminium woodgrain or powder coated batters can be curved for social and organic configurations.

MCODE:
CMM8-C

DIMENSIONS:
1930L x 635W x 445 or 485H (mm)
76" L x 25" W x 17 1/2" or 19 1/8" H

WEIGHT:
Max. 21kg | 46lbs

Select one box per category to specify your product.

INTERNAL RADIUS:
 1500mm | 59" (Standard)
 Tailored

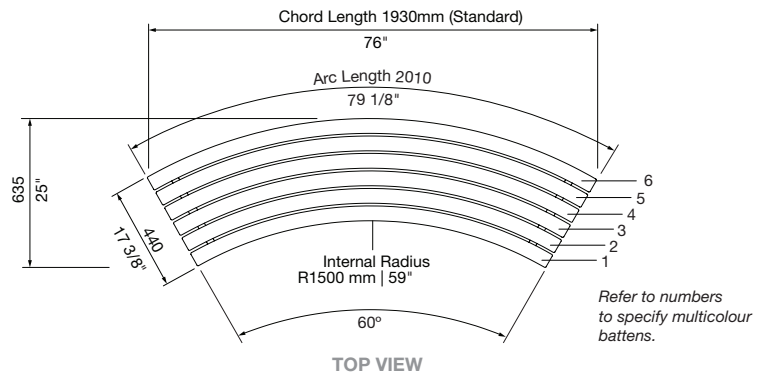
ARC LENGTH:
 2010mm | 79 1/8" (Standard)
 Tailored

LEG AND MOUNTING:
 Splay
 Surface Fixed
 Subsurface Fixed
 Freestanding
 Tee
 Surface Fixed
 Subsurface Fixed
 Freestanding
 Pedestal
 Surface Fixed
 Subsurface Fixed
 Post
 Surface Fixed with Cast Base
 Subsurface Fixed with Baseplate
 Core Drilled (300mm Below Ground)
 Wall (Fixed to Side of Wall)
 Plinth (Fixed on Top of Wall)

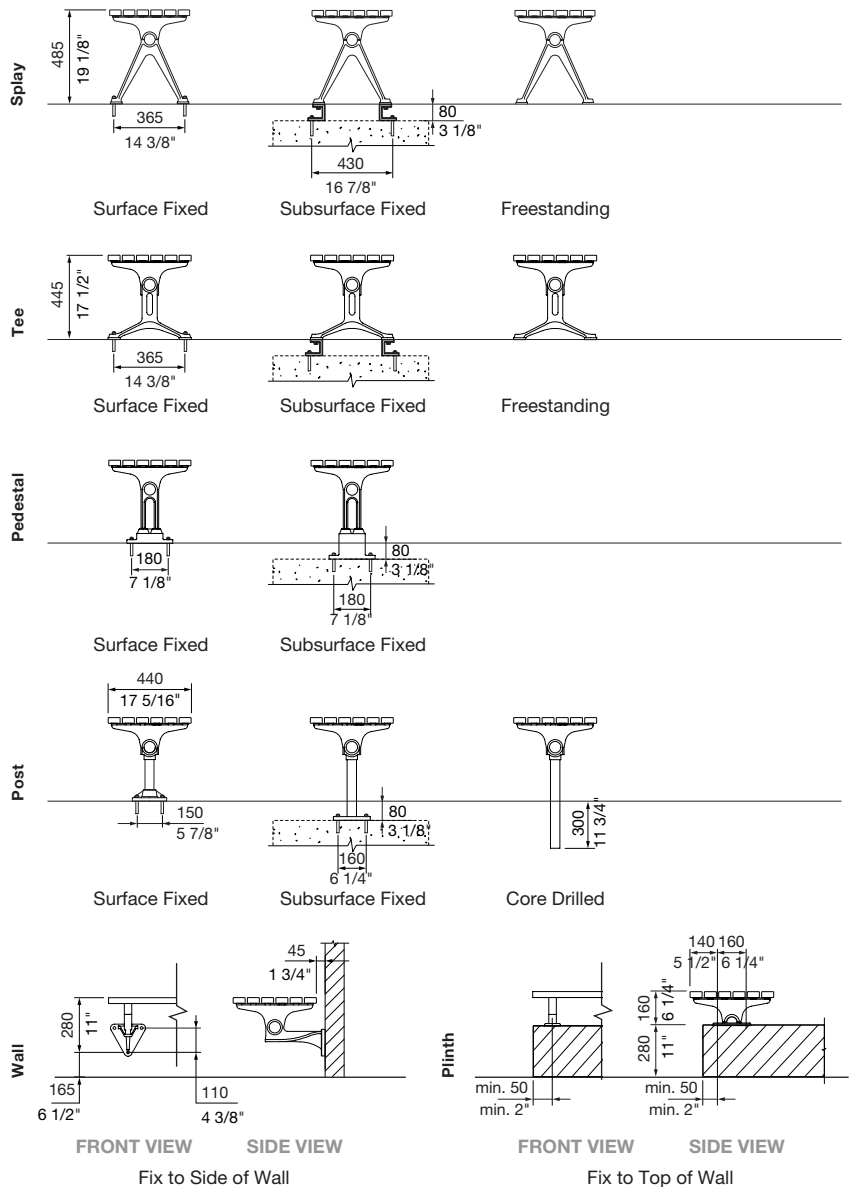
FRAME:
[See Colour Chart](#)
 Cast Aluminium Powder Coated

BATTEN:
 Aluminium Woodgrain [See Colour Chart](#)
 Aluminium Powder Coated [See Colour Chart](#)
 Single Colour
 Multicolour
 Tailored

BATTEN ENDCAP COLOUR:
 Match Batten
 Match Frame



LEG AND MOUNTING



Need more information?

For a brochure, image gallery, CAD downloads, installation and maintenance guides, go to:

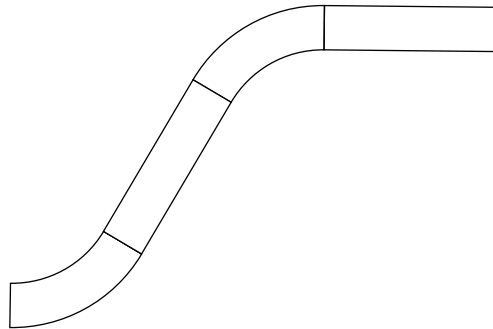
streetfurniture.com/au/product/mall-curved-bench/

Quick links:

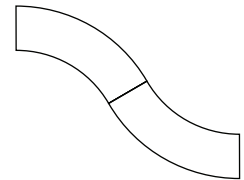
streetfurniture.com/au/colour-chart/

streetfurniture.com/au/warranty/

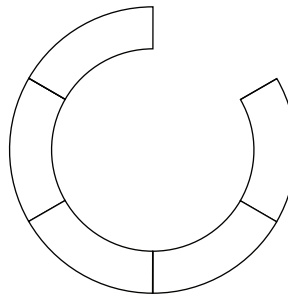
CONFIGURATION EXAMPLES



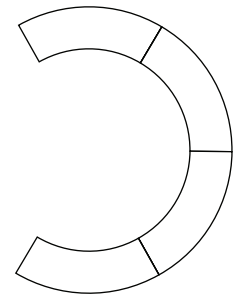
EXTENDED S-SHAPE
QTY: 2 CURVED BENCHES + 2 SLIM BENCHES
5645W x 3645L (mm) | 222 1/4" W x 143 1/2" L



S-SHAPE
QTY: 2 CURVED BENCHES
2980W x 2140L (mm) | 117 3/8" W x 84 1/4" L



CIRCLE
QTY: 5 CURVED BENCHES
ø3880 (mm) | ø152 3/4"



C-SHAPE
QTY: 4 CURVE BENCHES
2900W x 3880L (mm) | 114 1/8" W x 152 3/4" L