

This classic range features slender battens in a flat top profile, made from eco-certified hardwood or aluminium, with a variety of leg designs. Mitred Slim Benches feature slick 90° ends in timber, and stepped 90° for aluminium battens.

MCODE:
CMG8-M

DIMENSIONS (mm):
1750L or 2100L x 440W x 435H or 485H

Select one box per category to specify your product.

FRAME:

- Cast Aluminium Powder Coated
(see colour chart)
- Tailored

LEG AND MOUNTING:


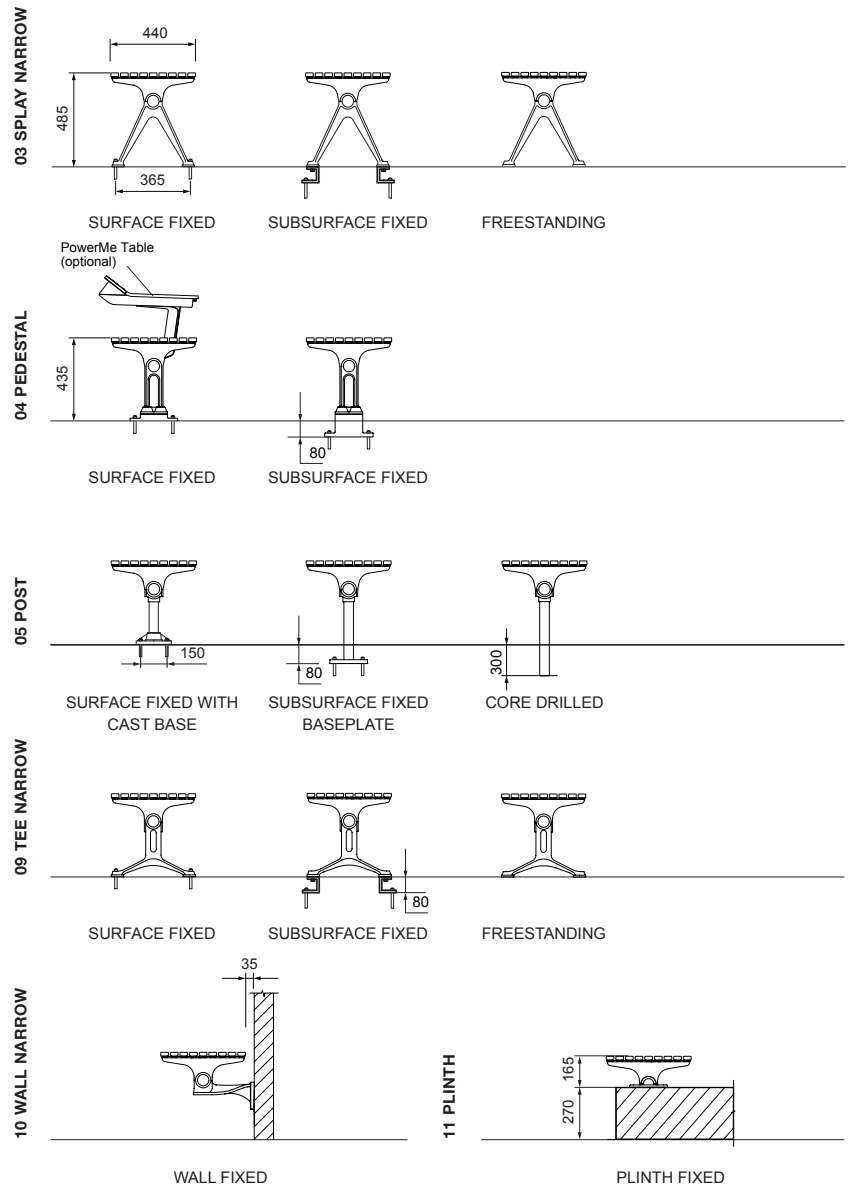
- 03 Splay Narrow
 - Surface Fixed
 - Subsurface Fixed
 - Freestanding
- 04 Pedestal
 - Surface Fixed
 - Subsurface Fixed
- 05 Post
 - Surface Fixed with Cast Base
 - Subsurface Fixed with Base Plate
 - Core Drilled (300mm below ground)
- 09 Tee Narrow
 - Surface Fixed
 - Subsurface Fixed
 - Freestanding
- 10 Wall Narrow (fixed to side of wall)
- 11 Plinth (fixed on top of wall)

BATTEN:

Street Furniture Australia uses sustainable timber from certified managed forests. Timber requires oiling every three months.

- Eco-certified Jarrah Hardwood, Oiled (PEFC)
- Eco-certified Cumaru Hardwood, Oiled (FSC)
- Aluminium Anodised
- Aluminium Powder Coated *(see colour chart)*
- Woodgrain*
 - Bush Cherry
 - Spotted Gum
 - Grey Oak
- Tailored

* Woodgrain comes with grey end caps unless otherwise specified.



MITRE QUANTITY:

- 2 Ends Mirrored
- 1 End Left
- 1 End Right
- Tailored

MITRE:

- Stepped 90°
- Mitre Cut
 - 90° Angled (*hardwood only*)
 - Tailored Angled (*hardwood only*)
- Tailored

CONFIGURATION:

- 1750mm
- 2100mm
- 2 plus 2 with PowerMe™ Table*
- Tailored

* Refer to PowerMe Table Technical Sheet.

Some options incur additional fees and lead time.

Need more information?

For a brochure, image gallery, CAD downloads, installation and maintenance guides, go to:

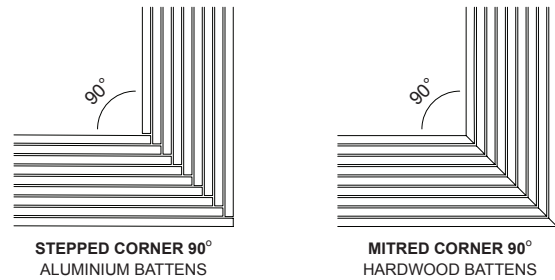
streetfurniture.com/au/product/classic-galleria-mitred-slim-bench/

Quick links:

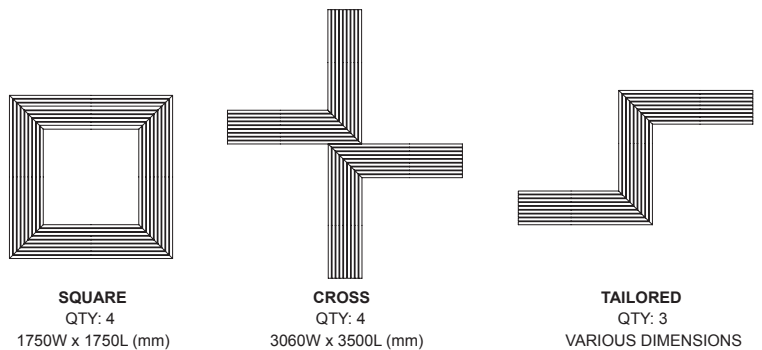
streetfurniture.com/au/colour-chart/

streetfurniture.com/au/warranty/

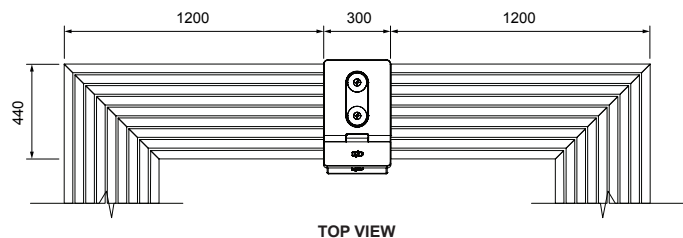
streetfurniture.com/au/parts-promise/



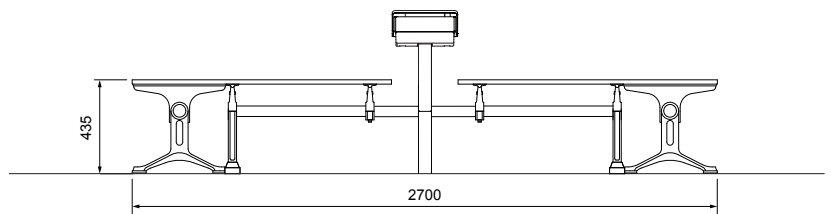
MITRE OPTIONS



CONFIGURATION EXAMPLES



TOP VIEW



FRONT VIEW
2 PLUS 2 WITH POWERME TABLE