

Coloured, anodised and Woodgrain battens from the Mall Range can now be curved for dynamic effect.

MCODE:
CMM8-C

DIMENSIONS (mm):
1930L x 635W x 445H or 485H

Select one box per category to specify your product.

CONFIGURATION:

- 1930mm (IR 1500mm)
- 2 plus 2 with PowerMe™ Table*
- Tailored

* Refer to PowerMe Table Technical Sheet.

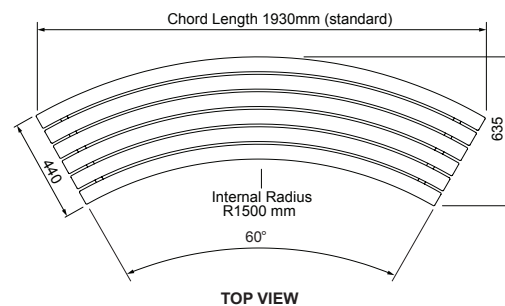
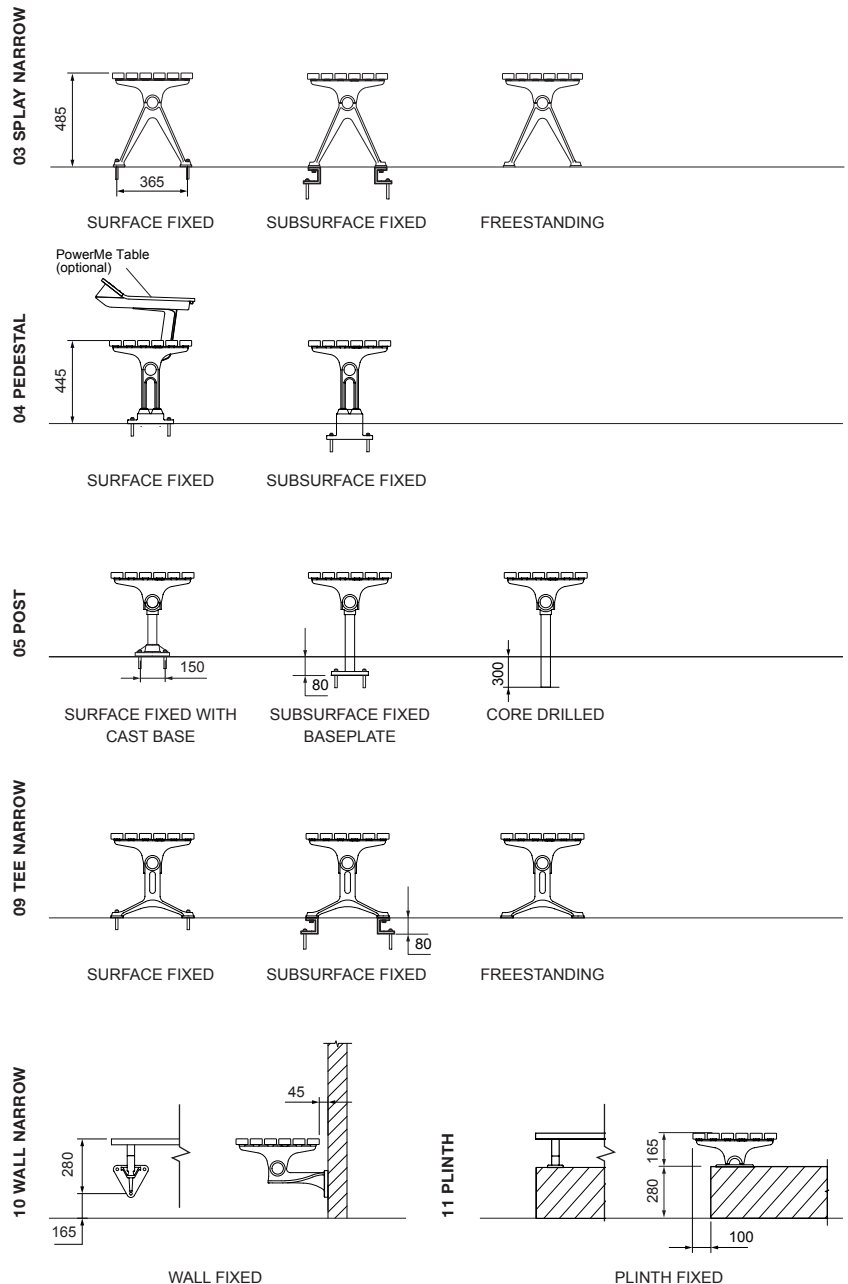
LEG AND MOUNTING:

- 03 Splay Narrow
 - Surface Fixed
 - Subsurface Fixed
 - Freestanding
- 04 Pedestal
 - Surface Fixed
 - Subsurface Fixed
- 05 Post
 - Surface Fixed with Cast Base
 - Subsurface Fixed with Base Plate
 - Core Drilled (300mm below ground)
- 09 Tee Narrow
 - Surface Fixed
 - Subsurface Fixed
 - Freestanding
- 10 Wall Narrow (fixed to side of wall)
- 11 Plinth (fixed on top of wall)

BATTEN:

- Aluminium Anodised
- Aluminium Powder Coated (see colour chart)
- Tailored

Some options incur additional fees and lead time.



Need more information?

For a brochure, image gallery, CAD downloads, installation and maintenance guides, go to:

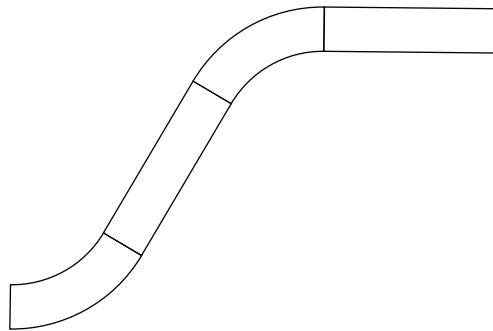
streetfurniture.com/au/product/mall-curved-slim-bench/

Quick links:

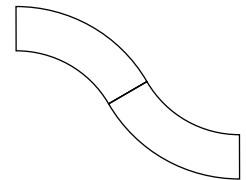
streetfurniture.com/au/colour-chart/

streetfurniture.com/au/warranty/

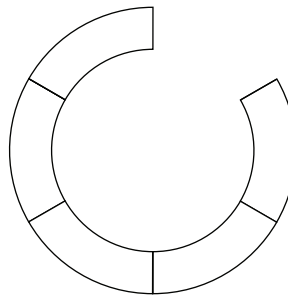
streetfurniture.com/au/parts-promise/



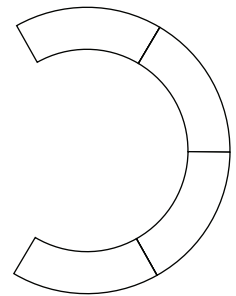
EXTENDED S-SHAPE
QTY: 2 CURVED BENCHES + 2 SLIM BENCHES
5645W x 3645L (mm)



S-SHAPE
QTY: 2 CURVED BENCHES
2980W x 2140L (mm)

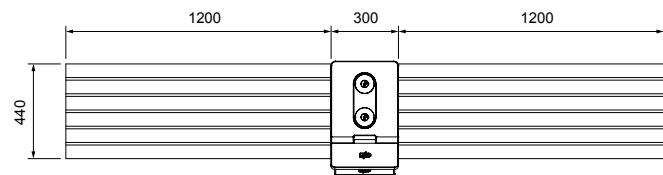


CIRCLE
QTY: 5 CURVED BENCHES
ø3880 (mm)

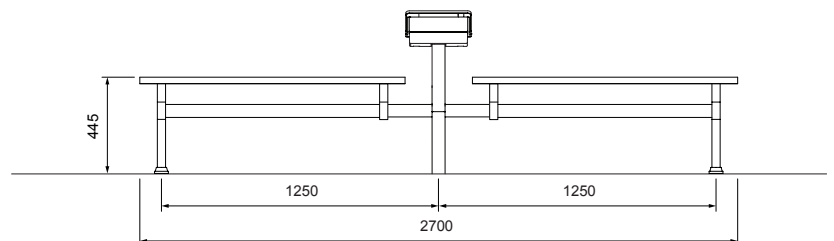


C-SHAPE
QTY: 4 CURVE BENCHES
2900W x 3880L (mm)

CONFIGURATION EXAMPLES



TOP VIEW



FRONT VIEW
2 PLUS 2 WITH POWERME TABLE