

Comfortable and timeless, this versatile table is designed for indoor and outdoor use across a range of public environments. Complies with AS1428.2-1992.

MCODE:
CMM6-DDA

DIMENSIONS:

720W x 850H x various lengths (mm)
28 3/8" W x 33 1/2" H x various lengths

Select one box per category to specify your product.

LENGTH:

- ☐ 1750mm | 68 7/8"
- ☐ 2100mm | 82 11/16"
- ☐ Tailored

LEG AND MOUNTING:

- ☐ 05 Post
 - ☐ Surface fixed with cast base
 - ☐ Subsurface fixed with base plate
 - ☐ Core drilled (300mm below ground)
- ☐ 08 Tee Table
 - ☐ Surface fixed
 - ☐ Subsurface fixed
 - ☐ Freestanding

FRAME:

- ☐ Cast aluminium powder coated
([see colour chart](#))

BATTEN:

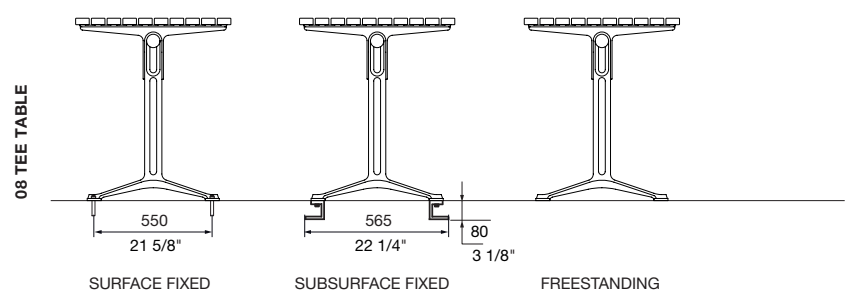
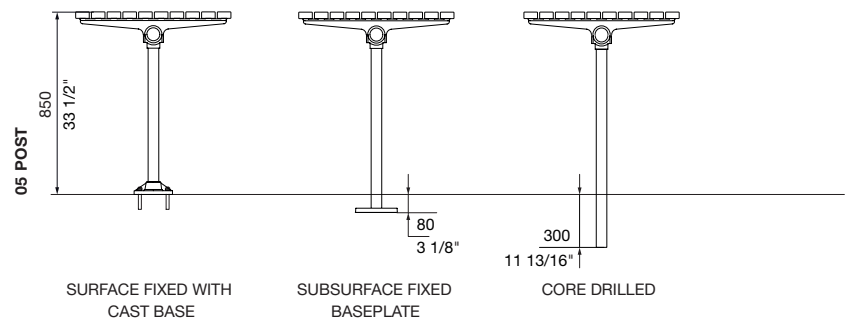
Street Furniture Australia uses sustainable timber from certified managed forests. Timber requires oiling every three months.

- ☐ Eco-certified Jarrah Hardwood, Oiled (PEFC)
- ☐ Aluminium anodised
- ☐ Aluminium powder coated ([see colour chart](#))
- ☐ Aluminium woodgrain ([see colour chart](#))
- ☐ Tailored


BATTEN END CAP:

Solid powder colour applies to aluminium battens only.

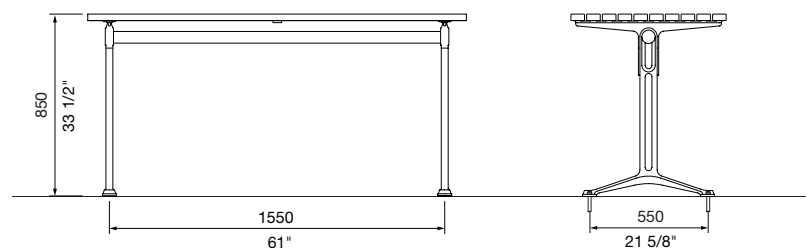
- ☐ Match batten colour
- ☐ Match frame colour
- ☐ Tailored ([see colour chart](#))



LEG AND MOUNTING OPTIONS

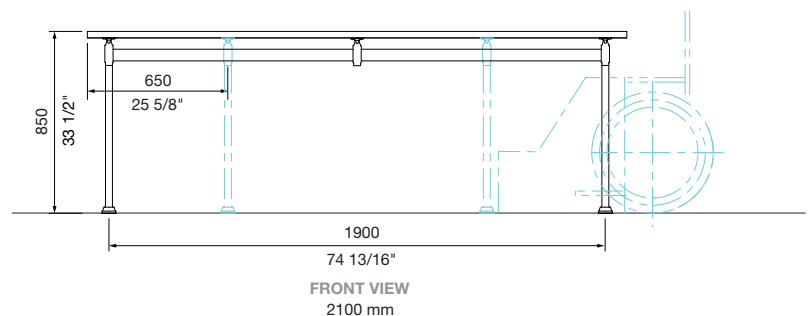


TOP VIEW
1750 mm



FRONT VIEW
1750 mm

SIDE VIEW
SURFACE FIXED



FRONT VIEW
2100 mm

WHEELCHAIR ACCESS:

When specifying DDA table with wheelchair access for one or both ends it must be fixed to the ground — surface fixed, subsurface fixed or core drilled.

- ☐ Side access
- ☐ Access from 1 end
- ☐ Access from both ends
- ☐ Tailored

COMPATIBLE SEATING:

- ☐ Mall DDA Seat (CMM7)
 - ☐ Post leg for DDA setting (CMM705)
 - ☐ Surface fixed with cast base
 - ☐ Surface fixed with base plate
 - ☐ Subsurface fixed with base plate
 - ☐ Core drilled (300mm below ground)
 - ☐ Tee leg for DDA setting (CMM706)
 - ☐ Surface fixed
 - ☐ Subsurface fixed
- ☐ Mall Bench (CMM4)
 - ☐ Post leg for DDA setting (CMM405)
 - ☐ Surface fixed with cast base
 - ☐ Surface fixed with base plate
 - ☐ Subsurface fixed with base plate
 - ☐ Core drilled (300mm below ground)
 - ☐ Tee leg for DDA setting (CMM406)
 - ☐ Surface fixed
 - ☐ Subsurface fixed
- ☐ Mall Slim Bench (CMM8)
 - ☐ Splay Narrow leg (CMM803)
 - ☐ Surface fixed
 - ☐ Subsurface fixed
 - ☐ Post leg for DDA setting (CMM805)
 - ☐ Surface fixed with cast base
 - ☐ Surface fixed with base plate
 - ☐ Subsurface fixed with base plate
 - ☐ Core drilled (300mm below ground)
 - ☐ Tee Narrow leg for DDA setting (CMM809)
 - ☐ Surface fixed
 - ☐ Subsurface fixed

Some options incur additional fees and lead time.

Need more information?

For a brochure, image gallery, CAD downloads, installation and maintenance guides, go to:

streetfurniture.com/au/product/mall-dda-table/

Quick links:

streetfurniture.com/au/colour-chart/

streetfurniture.com/au/warranty/

streetfurniture.com/au/parts-promise/

