

An attractive enclosure for the common wheeled bin. Frame products are fabricated to order.

MCODE:
WBE-nF240-BAT

DIMENSIONS (mm):
700L x 810W x 1335H

Select one box per category to specify your product.

ROOF:

- ☐ Curved
- ☐ Angled
- ☐ No roof
- ☐ Tailored

MODULE:

- ☐ Single
- ☐ Dual
- ☐ Tailored

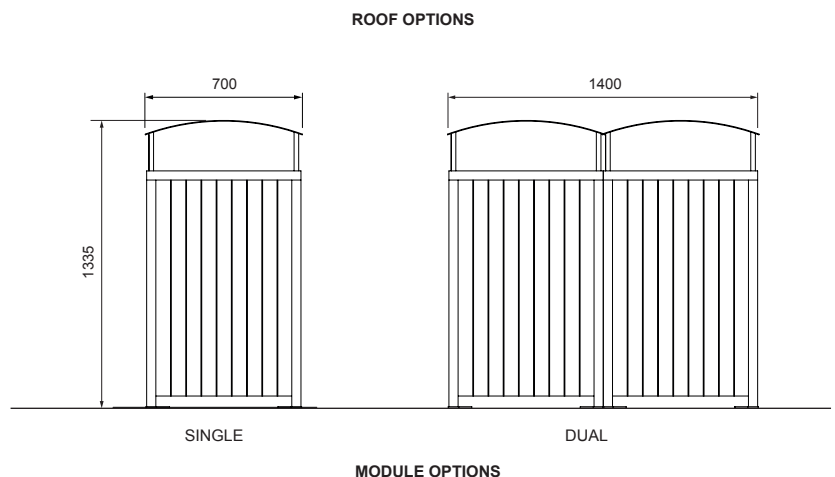
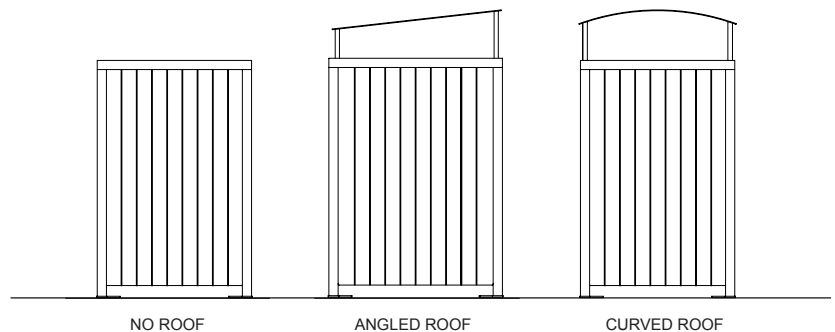
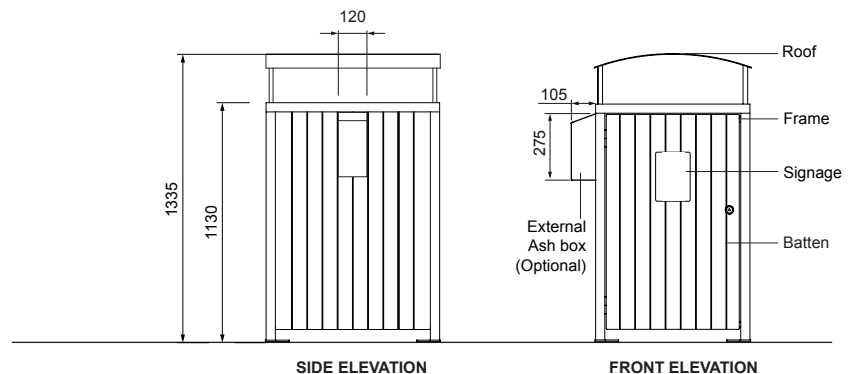
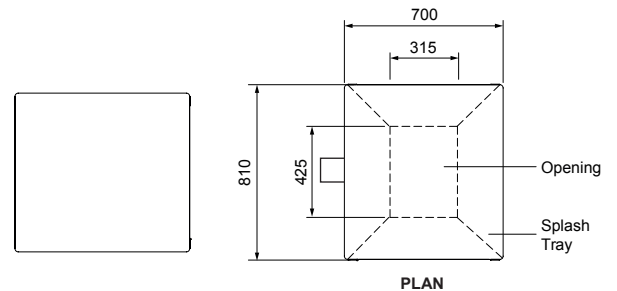
FRAME:

- ☐ Stainless 304
 - ☐ Powder Coated (see colour chart)
 - ☐ No.4 Finish (brushed)
 - ☐ Electropolished
- ☐ Stainless 316
 - ☐ Powder Coated (see colour chart)
 - ☐ No.4 Finish (brushed)
 - ☐ Electropolished
- ☐ Tailored

BODY (batten section 63x30mm):

Street Furniture Australia uses sustainable timber from certified managed forests. Timber requires oiling every three months.

- ☐ Eco-certified Jarrah Hardwood, Oiled (PEFC)
- ☐ Eco-certified Cumaru Hardwood, Oiled (FSC)
- ☐ Aluminium Anodised
- ☐ Aluminium Powder Coated (see colour chart)
- ☐ Woodgrain
 - ☐ Bush Cherry
 - ☐ Spotted Gum
 - ☐ Beach Oak (Grey)
- ☐ Tailored



SIGNAGE (UV Resistant Vinyl):

- ☐ None
- ☐ Garbage (Lobster Red)
- ☐ Recycle (Brilliant Yellow)
- ☐ Tailored

OPENING INSERT:

- ☐ None (standard)
- ☐ Circle (Brilliant Yellow)
- ☐ Slot (Brilliant Yellow)
- ☐ Multipurpose (Brilliant Yellow)
- ☐ Tailored

MOUNTING:

- ☐ Surface Fixed
- ☐ Surface Fixed with adjustable leg
- ☐ Freestanding
- ☐ Tailored

ASH BOX:

- ☐ No
- ☐ Yes
- ☐ Tailored

DOG BAG DISPENSER:

- ☐ No
- ☐ Yes
- ☐ Tailored

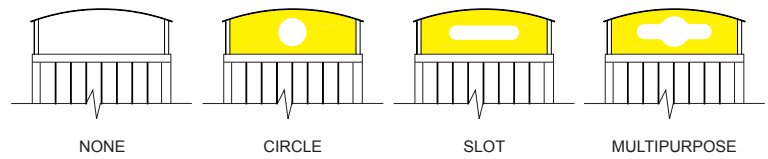
Some options incur additional fees and lead time.

Need more information?

For a brochure, image gallery, CAD downloads, installation and maintenance guides, go to:
streetfurniture.com/au/product/frame-bin-enclosure-240l-with-battens/

Quick links:

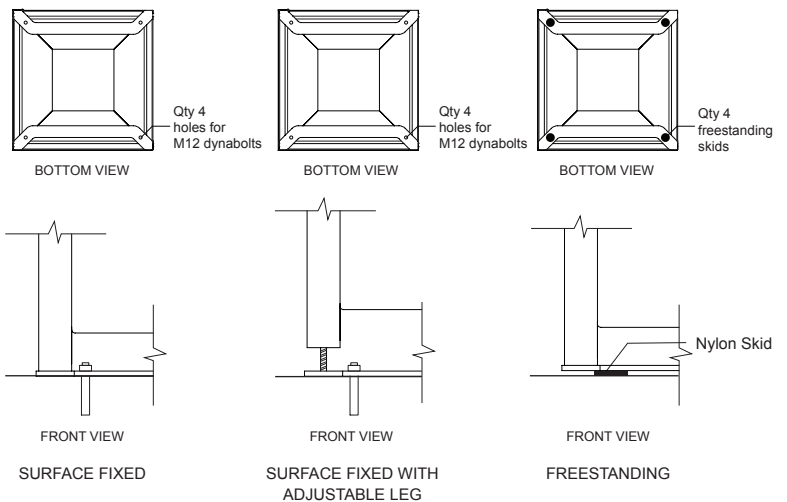
streetfurniture.com/au/colour-chart/
streetfurniture.com/au/warranty/
streetfurniture.com/au/parts-promise/



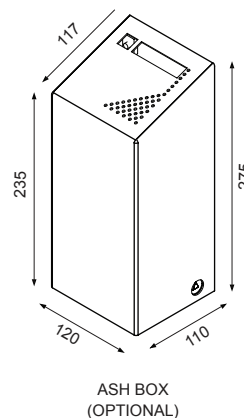
OPENING INSERT OPTIONS



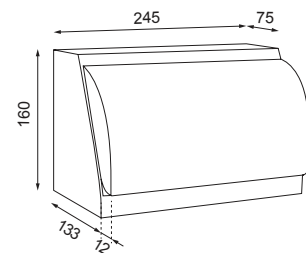
SIGNAGE OPTIONS



MOUNTING OPTIONS



**ASH BOX
(OPTIONAL)**



**DOG BAG DISPENSER
(OPTIONAL)**