

This contemporary furniture suite is more than just a family of products. It's a system. Orient the view with subtle curves.

MCODE:
CMA4-C

DIMENSIONS:
480W x 440H (mm)
18 7/8" W x 17 5/16" H

Select one box per category to specify your product.

LEGS AND MOUNTING:

Legs may require basic assembly on-site.

- ☐ 12 Aria Splay
 - ☐ Surface Fixed
 - ☐ Subsurface Fixed
 - ☐ Freestanding
- ☐ 13 Aria Pedestal
 - ☐ Surface Fixed
 - ☐ Subsurface Fixed

FRAME AND PANEL COLOUR:

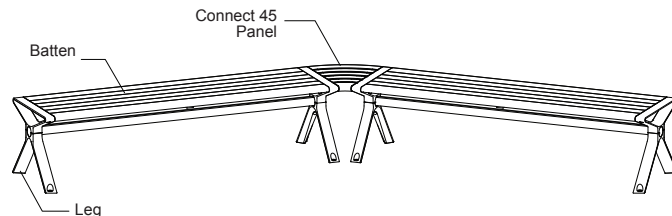
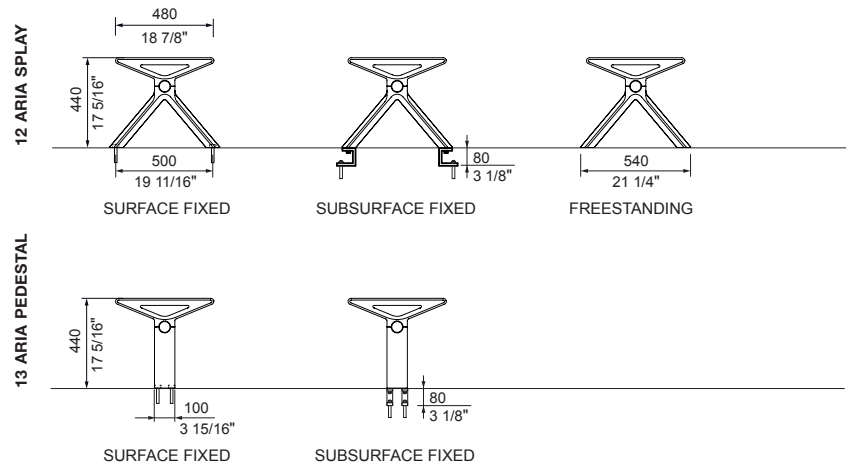
- ☐ Sable Brilliance (medium grey)
- ☐ Sable Bass (dark grey)
- ☐ Sable Core Ten
- ☐ Textura
 - ☐ Ironstone
 - ☐ Deep Ocean
 - ☐ Jasper
 - ☐ Woodland Grey
 - ☐ Dark Bronze
 - ☐ Monument
 - ☐ Night Sky (black)
- ☐ Other (see colour chart)

BATTEN:

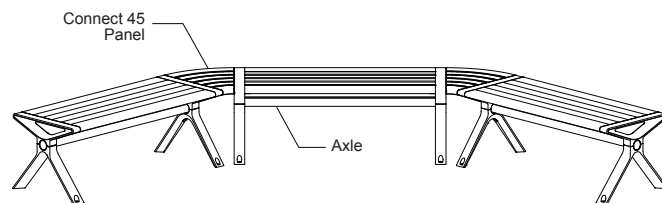
Street Furniture Australia uses sustainable timber from certified managed forests. Timber requires oiling every three months.

- ☐ Eco-certified Jarrah Hardwood, Oiled (PEFC)
- ☐ Eco-certified Cumaru Hardwood, Oiled (FSC)
- ☐ Aluminium Anodised
- ☐ Aluminium Powder Coated (see colour chart)
- ☐ Woodgrain
 - ☐ Bush Cherry
 - ☐ Spotted Gum
 - ☐ Grey Oak
- ☐ Tailored

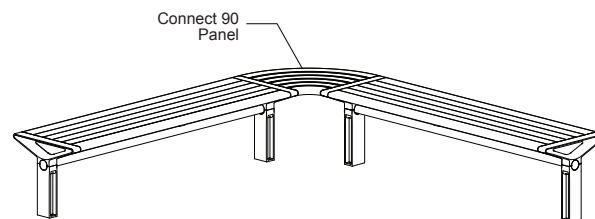
Some options incur additional fees and lead time.



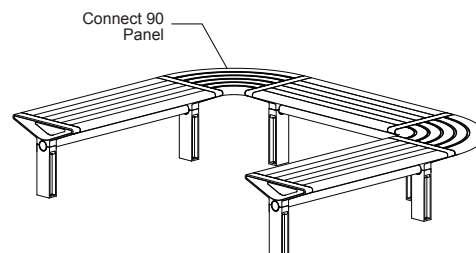
CONNECT 45
2 x 3-seater bench,
Connect 45, with
Splay legs
3B-C45-3B



CONNECT 45
3 x 2-seater bench,
Connect 45, with
Splay legs
2B-C45-2B-C45-2B



CONNECT 90
2 x 3-seater bench,
Connect 90, with
Pedestal legs
3B-C90-3B



CONNECT 90
3 x 2-seater bench,
Connect 90, with
Pedestal legs
2B-C90-2B-C90-2B

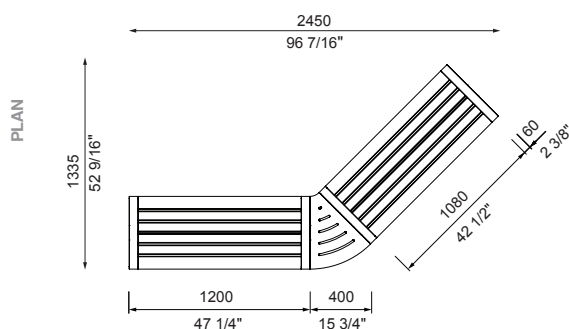
PRE-CONFIGURATIONS:

Lengths that exceed 2100mm or 82 1/4" will be delivered in parts for assembly on-site.

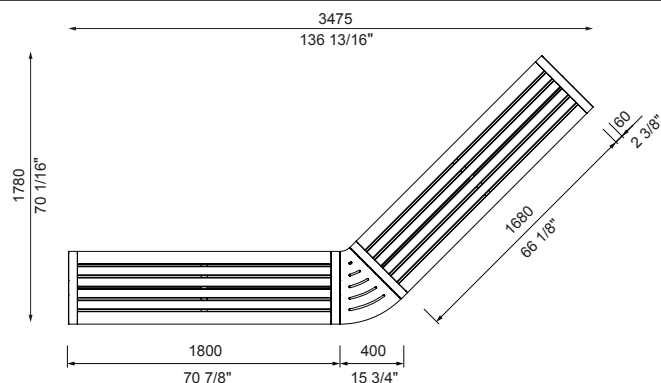
1 : 1-seater	C180 : Connect with 180° Panel	S : Seat (with backrest)
2 : 2-seater	C45 : Connect with 45° Panel	B : Bench (no backrest)
3 : 3-seater	C90 : Connect with 90° Panel	R : Reversed
		PM : PowerMe™ Table

Connect 45

□ 2B-C45-2B

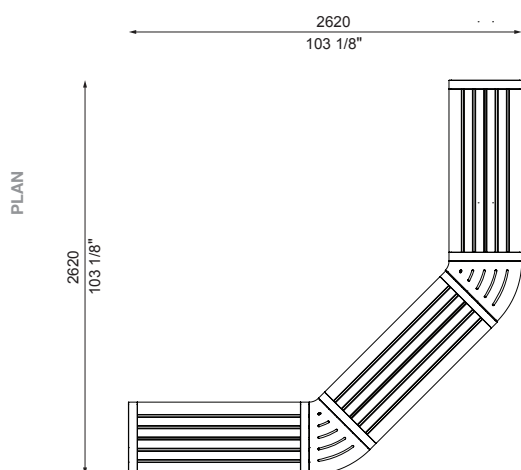


□ 3B-C45-3B

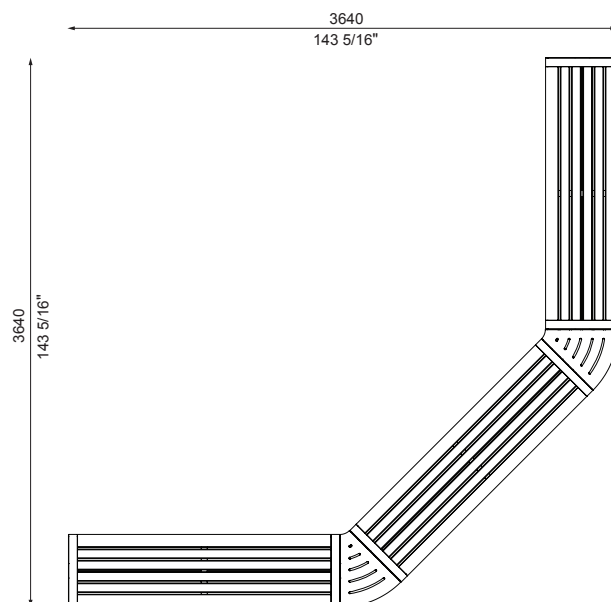


Connect 45 (U-shape)

□ 2B-C45-2B-C45-2B



□ 3B-C45-3B-C45-3B



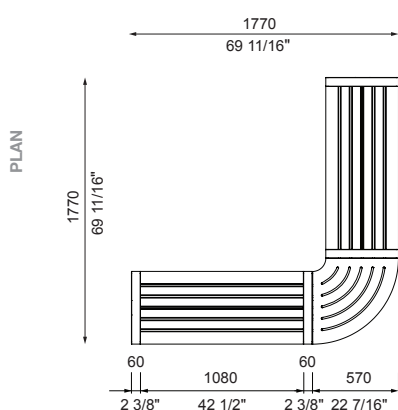
PRE-CONFIGURATIONS:

Lengths that exceed 2100mm or 82 1/4" will be delivered in parts for assembly on-site.

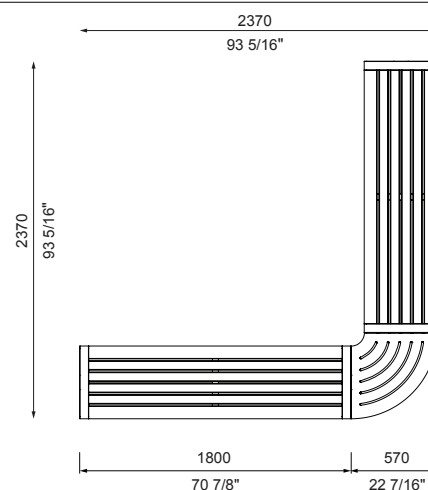
1 : 1-seater	C180 : Connect with 180° Panel	S : Seat (with backrest)
2 : 2-seater	C45 : Connect with 45° Panel	B : Bench (no backrest)
3 : 3-seater	C90 : Connect with 90° Panel	R : Reversed
		PM : PowerMe™ Table

Connect 90

□ 2B-C90-2B

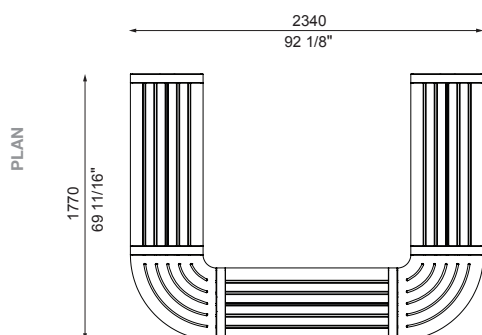


□ 3B-C90-3B

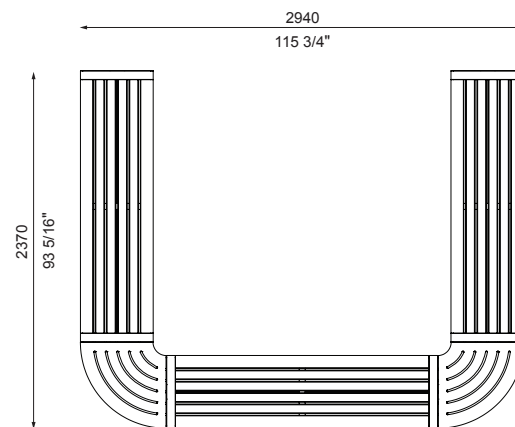


Connect 90 (U-shape)

□ 2B-C90-2B-C90-2B



□ 3B-C90-3B-C90-3B



Need more information?

For a brochure, image gallery, CAD downloads, installation and maintenance guides, go to:
streetfurniture.com/au/product/aria-curved-bench/

Quick links:

streetfurniture.com/au/colour-chart/
streetfurniture.com/au/warranty/
streetfurniture.com/au/parts-promise/

This contemporary furniture suite is more than just a family of products. It's a system. Connect modular elements to create a hub to rest, work and dine.

MCODE:
CMA1-MIX

DIMENSIONS:
535W x 790H (mm)
21 1/4" W x 31 1/8" H

Select one box per category to specify your product.

LEGS AND MOUNTING:

Legs may require basic assembly on-site.

- ☐ 12 Aria Splay
 - ☐ Surface Fixed
 - ☐ Subsurface Fixed
 - ☐ Freestanding
- ☐ 13 Aria Pedestal
 - ☐ Surface Fixed
 - ☐ Subsurface Fixed

FRAME AND PANEL COLOUR:

- ☐ Sable Brilliance (medium grey)
- ☐ Sable Bass (dark grey)
- ☐ Sable Core Ten
- ☐ Textura
 - ☐ Ironstone
 - ☐ Deep Ocean
 - ☐ Jasper
 - ☐ Woodland Grey
 - ☐ Dark Bronze
 - ☐ Monument
 - ☐ Night Sky (black)
- ☐ Other (see colour chart)

BATTEN:

Street Furniture Australia uses sustainable timber from certified managed forests. Timber requires oiling every three months.

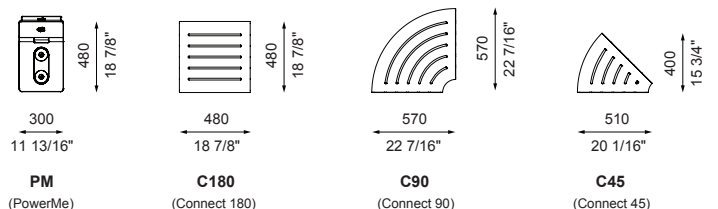
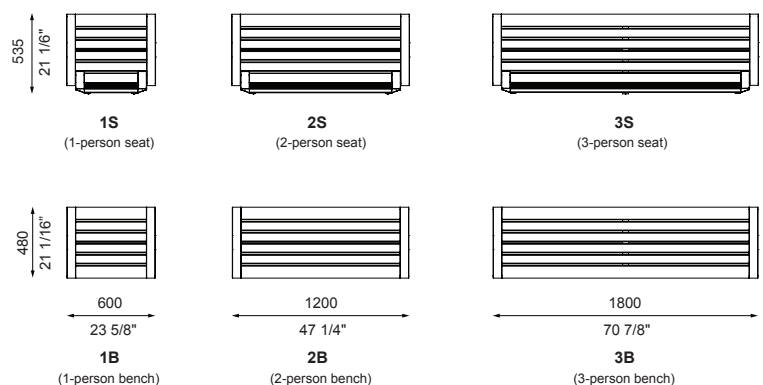
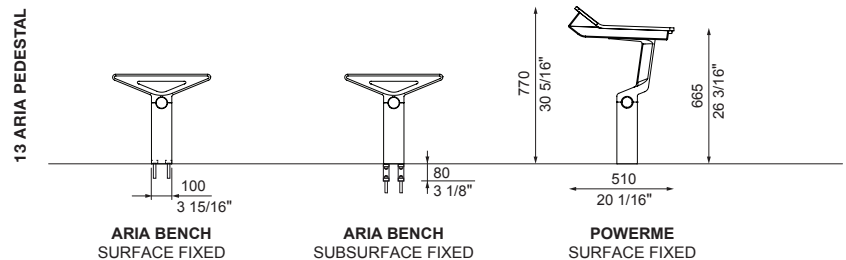
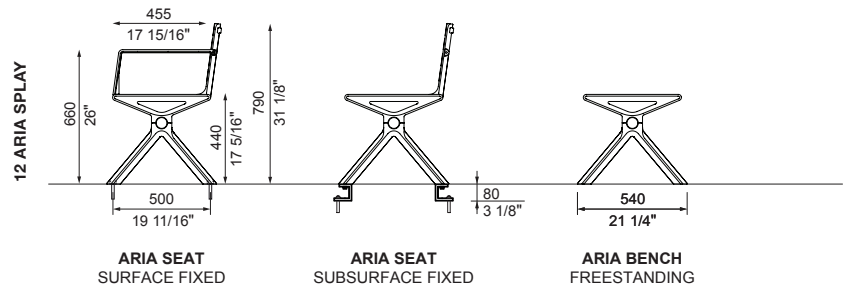
- ☐ Eco-certified Jarrah Hardwood, Oiled (PEFC)
- ☐ Eco-certified Cumaru Hardwood, Oiled (FSC)
- ☐ Aluminium Anodised
- ☐ Aluminium Powder Coated (see colour chart)
- ☐ Woodgrain
 - ☐ Bush Cherry
 - ☐ Spotted Gum
 - ☐ Grey Oak
- ☐ Tailored

ARMS:

This seat is DDA-friendly when specified with arms.

- ☐ None
- ☐ 2 end arms, in same finish as frame
- ☐ Tailored

Some options incur additional fees and lead time.



ARIA MIX N MATCH
CREATE YOUR OWN CONFIGURATION

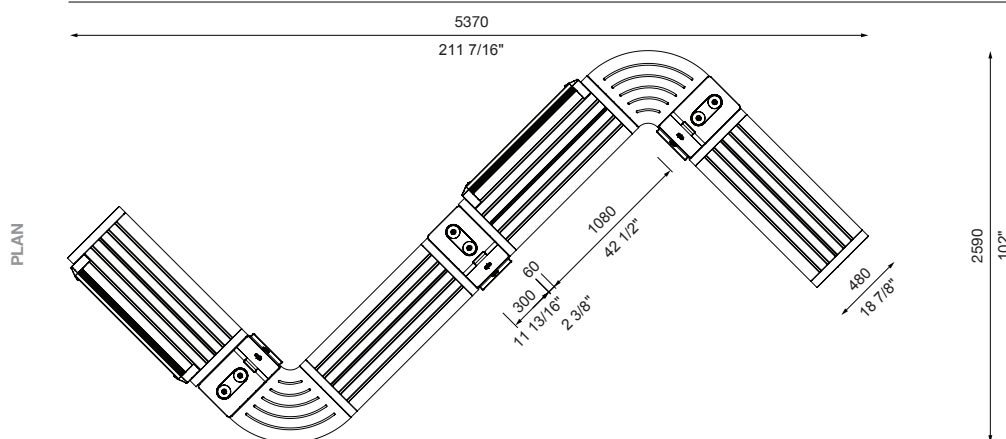
PRE-CONFIGURATIONS:

Lengths that exceed 2100mm or 82 1/4" will be delivered in parts for assembly on-site.

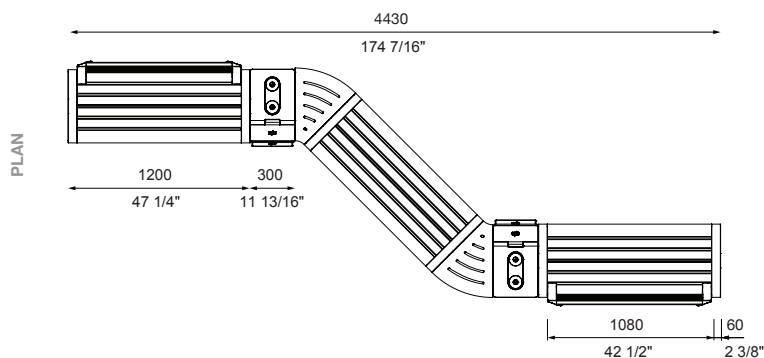
1 : 1-seater	C180 : Connect with 180° Panel	S : Seat (with backrest)
2 : 2-seater	C45 : Connect with 45° Panel	B : Bench (no backrest)
3 : 3-seater	C90 : Connect with 90° Panel	R : Reversed
		PM : PowerMe™ Table

Pre-configured

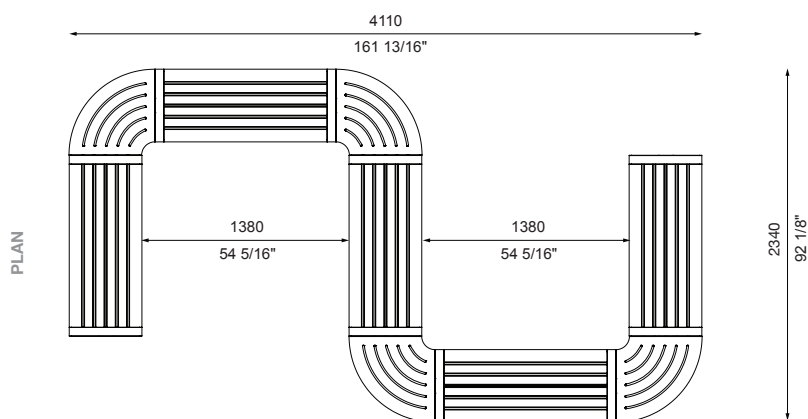
☐ Mix Type A



☐ Mix Type B



☐ Mix Type C



Need more information?

For a brochure, image gallery, CAD downloads, installation and maintenance guides, go to:

streetfurniture.com/au/product/aria-mix-and-match/

Quick links:

streetfurniture.com/au/colour-chart/

streetfurniture.com/au/warranty/

streetfurniture.com/au/parts-promise/

A charging table that enables users charge devices. PowerMe™ can also house technology such as WiFi.

Integrate with seats and benches including Classic Galleria range, Mall range, Concourse Seat, Termini Seat, and Aria as a standalone unit.

MCODE:
PM

DIMENSIONS:
300W x 510L x 770H (mm)
11 13/16" W x 20 1/16" L x 30 5/16" H

Select one box per category to specify your product.

SMART FEATURES:

PowerMe™ Table offers GPO, USB and wireless charging for end users. It can also house hardware to offer WiFi 4G.

CHARGING POINTS:

- ☐ GPO, USB, USB, GPO, Qty 2 wireless charging
- ☐ USB, USB, USB, USB, Qty 2 wireless charging
- ☐ Tailored

WIFI 4G:

Additional cost applies.

- ☐ No
- ☐ Yes

MOUNTING:

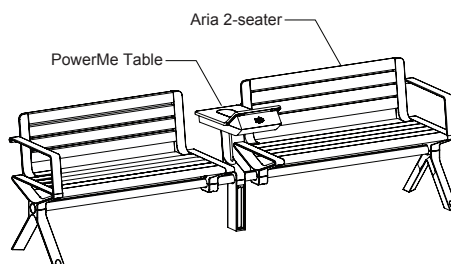
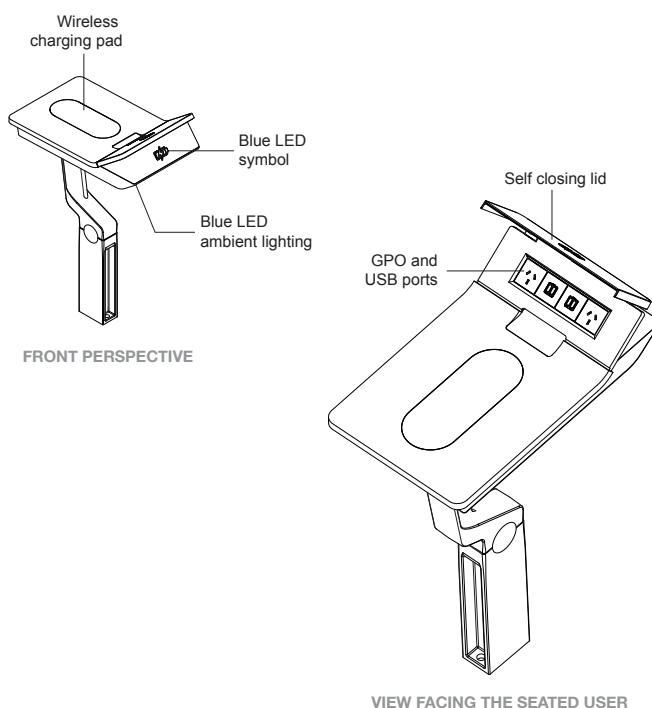
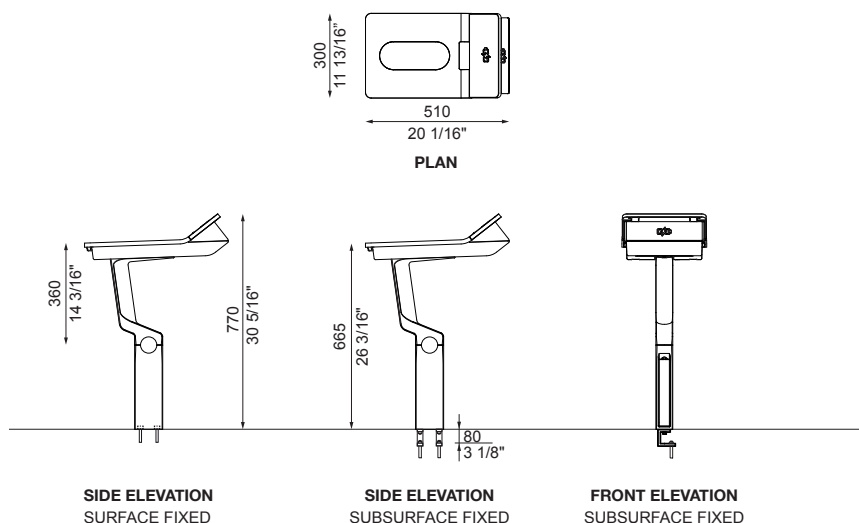
- ☐ Surface Fixed
- ☐ Subsurface Fixed

PowerMe™ TABLETOP:

- ☐ Cast Aluminium Powder Coated
(see colour chart)
- ☐ Tailored

FRAME COLOUR:

- ☐ Sable Brilliance (medium grey)
- ☐ Sable Bass (dark grey)
- ☐ Sable Core Ten
- ☐ Textura
 - ☐ Ironstone
 - ☐ Deep Ocean
 - ☐ Jasper
 - ☐ Woodland Grey
 - ☐ Dark Bronze
 - ☐ Monument
 - ☐ Night Sky (black)
- ☐ Other *(see colour chart)*



Integrated PowerMe
2 x Aria 2-seater, PowerMe centred, with Splay legs and arms
2S-PM-2S

CONFIGURATIONS:

- ☐ Axle mount 1 (CMA1/4, CMG4/8, CMM4/8)
- ☐ Axle mount 2 (CMG1/5, CML7, CMM1/7, CMT1)
- ☐ Standalone

Some options incur additional fees and lead time.

Need more information?

For a brochure, image gallery, CAD downloads, installation and maintenance guides, go to:

streetfurniture.com/au/product/powerme-table/

Quick links:

streetfurniture.com/au/colour-chart/

streetfurniture.com/au/warranty/

streetfurniture.com/au/parts-promise/

