

This contemporary furniture suite is more than just a family of products. It's a system. This slender double-sided seating configuration is ideal for narrow walkways.

MCODE:
CMA1A

DIMENSIONS:

535mm W x 790mm H x various lengths
21 1/16" W x 31 1/8" H x various lengths

Select one box per category to specify your product.

LEGS AND MOUNTING:

Legs may require basic assembly on-site.

- ☐ 12 Aria Splay
 - ☐ Surface Fixed
 - ☐ Subsurface Fixed
 - ☐ Freestanding
- ☐ 13 Aria Pedestal
 - ☐ Surface Fixed
 - ☐ Subsurface Fixed

FRAME AND PANEL COLOUR:

- ☐ Sable Brilliance (medium grey)
- ☐ Sable Bass (dark grey)
- ☐ Sable Core Ten
- ☐ Textura
 - ☐ Ironstone
 - ☐ Deep Ocean
 - ☐ Jasper
 - ☐ Woodland Grey
 - ☐ Dark Bronze
 - ☐ Monument
 - ☐ Night Sky (black)
- ☐ Other (see colour chart)

BATTEN:

Street Furniture Australia uses sustainable timber from certified managed forests. Timber requires oiling every three months.

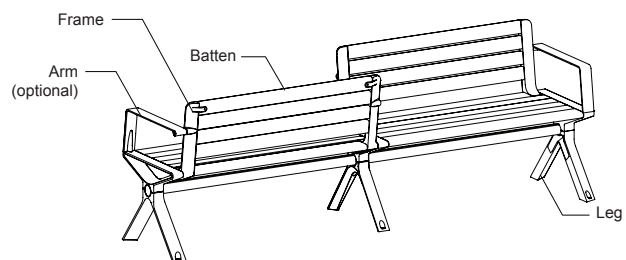
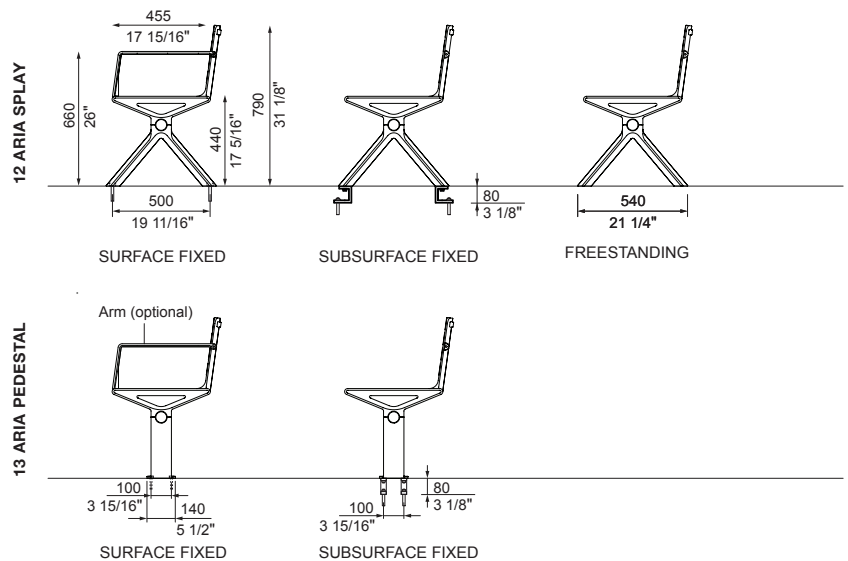
- ☐ Eco-certified Jarrah Hardwood, Oiled (PEFC)
- ☐ Aluminium Anodised
- ☐ Aluminium Powder Coated (see colour chart)
- ☐ Woodgrain
 - ☐ Bush Cherry
 - ☐ Spotted Gum
 - ☐ Beach Oak (Grey)
- ☐ Tailored

ARMS:

This seat is DDA-friendly when specified with arms.

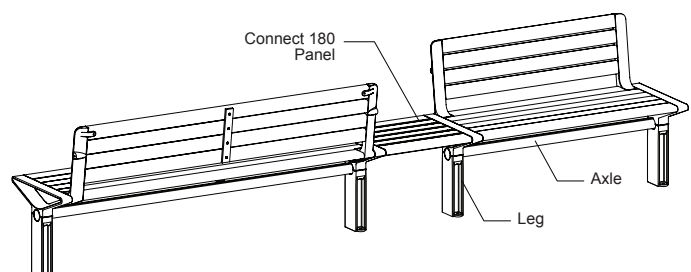
- ☐ None
- ☐ 2 end arms, in same finish as frame
- ☐ Tailored

Some options incur additional fees and lead time.



BACK-TO-BACK STANDARD

2-seater, 2-seater reversed,
with Splay legs and arms
2S-2SR



BACK-TO-BACK CONNECT 180

2-seater, Connect 180,
3-seater reversed with Pedestal legs
2S-C180-3SR

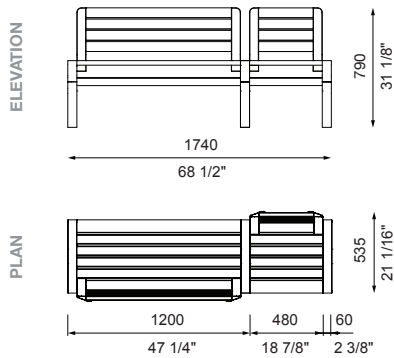
PRE-CONFIGURATIONS:

Lengths that exceed 2100mm or 82 1/4" will be delivered in parts for assembly on-site.

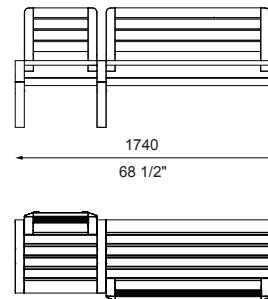
- | | | |
|--------------|--------------------------------|--------------------------|
| 1 : 1-seater | C180 : Connect with 180° Panel | S : Seat (with backrest) |
| 2 : 2-seater | C45 : Connect with 45° Panel | B : Bench (no backrest) |
| 3 : 3-seater | C90 : Connect with 90° Panel | R : Reversed |
| | | PM: PowerMe™ Table |

Standard

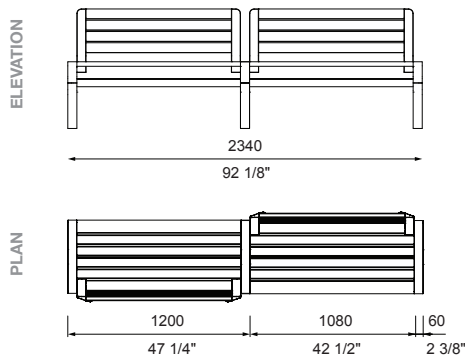
□ 2S-1SR



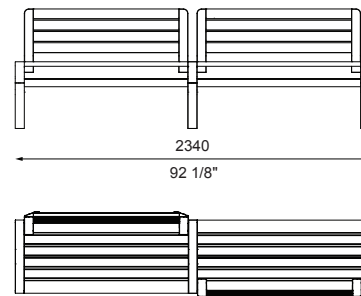
□ 1SR-2S



□ 2S-2SR

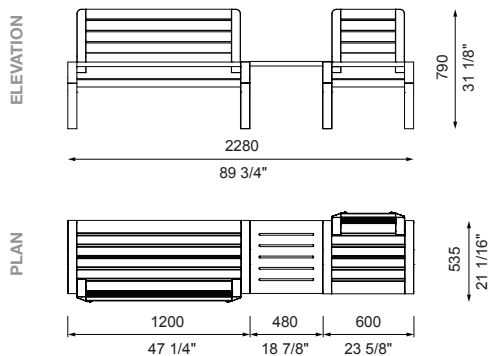


□ 2SR-2S

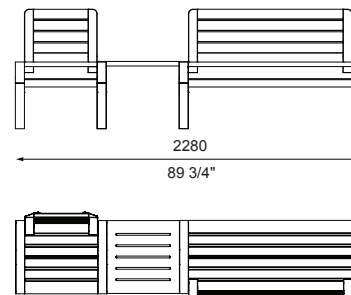


Connect 180

□ 2S-C180-1SR



□ 1SR-C180-2S



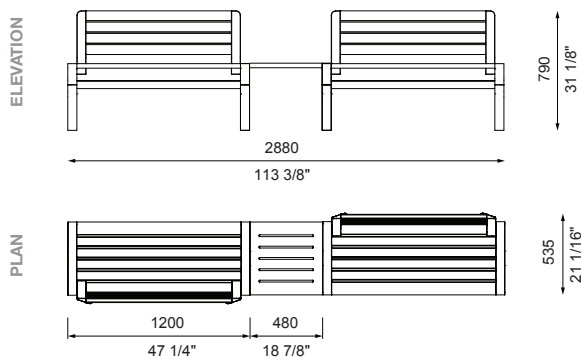
PRE-CONFIGURATIONS:

Lengths that exceed 2100mm or 82 1/4" will be delivered in parts for assembly on-site.

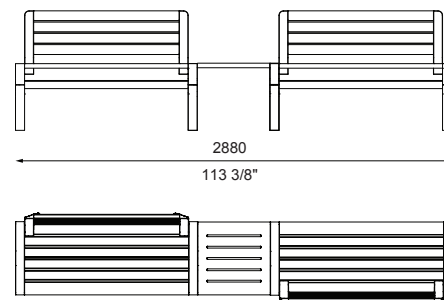
1 : 1-seater C180 : Connect with 180° Panel S : Seat (with backrest)
2 : 2-seater C45 : Connect with 45° Panel B : Bench (no backrest)
3 : 3-seater C90 : Connect with 90° Panel R : Reversed
PM: PowerMe™ Table

Connect 180 (continued)

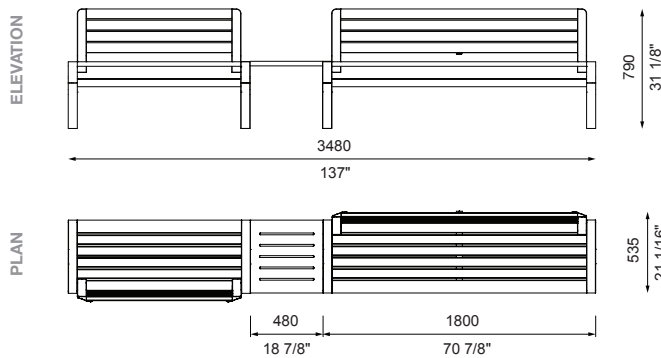
□ 2S-C180-2SR



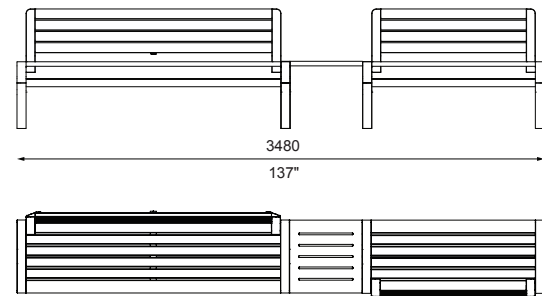
□ 2SR-C180-2S



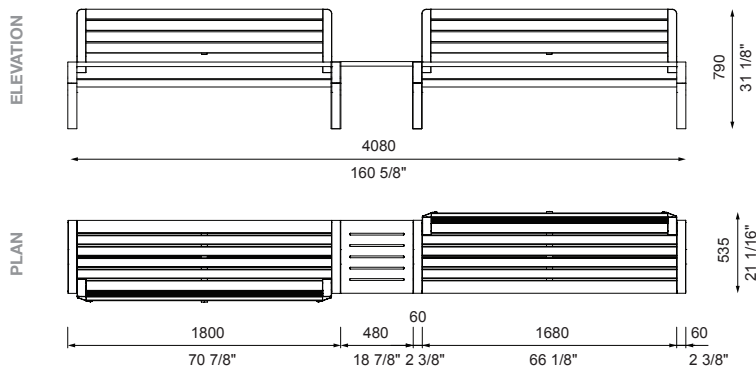
□ 2S-C180-3SR



□ 3SR-C180-2S



□ 3S-C180-3SR



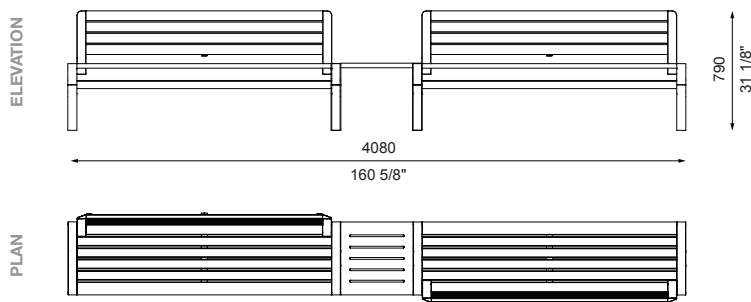
PRE-CONFIGURATIONS:

Lengths that exceed 2100mm or 82 1/4" will be delivered in parts for assembly on-site.

1 : 1-seater	C180 : Connect with 180° Panel	S : Seat (with backrest)
2 : 2-seater	C45 : Connect with 45° Panel	B : Bench (no backrest)
3 : 3-seater	C90 : Connect with 90° Panel	R : Reversed
		PM: PowerMe™ Table

Connect 180 (continued)

□ 3SR-C180-3S

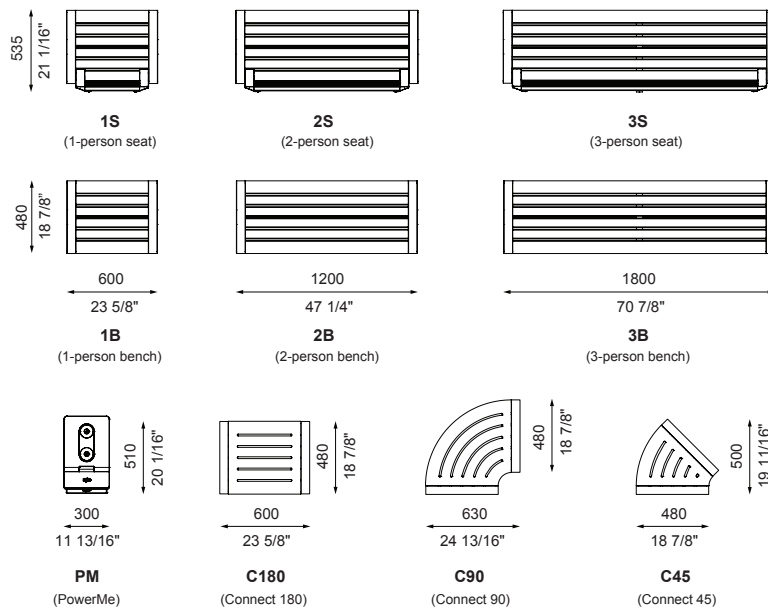


Need more information?

For a brochure, image gallery, CAD downloads, installation and maintenance guides, go to:
streetfurniture.com/au/product/aria-back-to-back/

Quick links:

streetfurniture.com/au/colour-chart/
streetfurniture.com/au/warranty/
streetfurniture.com/au/parts-promise/



ARIA MODULES

CONFIGURATION EXAMPLES:

Lengths that exceed 2100mm or 82 1/4" will be delivered in parts for assembly on-site.

- | | | |
|--------------|--------------------------------|--------------------------|
| 1 : 1-seater | C180 : Connect with 180° Panel | S : Seat (with backrest) |
| 2 : 2-seater | C45 : Connect with 45° Panel | B : Bench (no backrest) |
| 3 : 3-seater | C90 : Connect with 90° Panel | R : Reversed |
| | | PM: PowerMe™ Table |

