

Classic picnic table with curved edges supported by strong, cast aluminium frames. Complies with AS1428.2-1992.

MCODE:
CMG6-DDA

DIMENSIONS:
740W x 850H x various lengths (mm)
29 1/8" W x 33 7/16" H x various lengths

Select one box per category to specify your product.

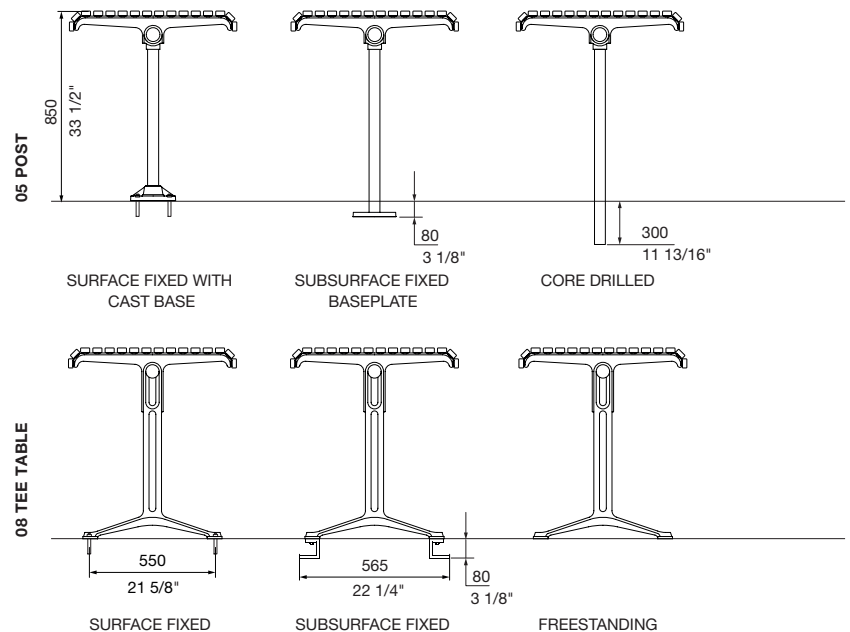
LENGTH:
☐ 1750mm | 68 7/8"
☐ 2100mm | 82 11/16"
☐ Tailored

FRAME:
☐ Cast aluminium powder coated
([see colour chart](#))

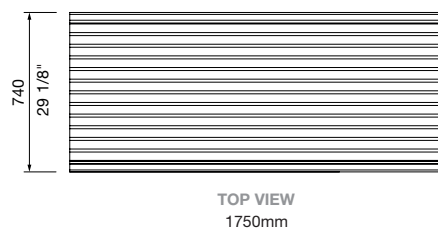
LEG AND MOUNTING:
☐ 05 Post (DDA height)
☐ Surface fixed with cast base
☐ Subsurface fixed with base plate
☐ Core drilled (300mm below ground)
☐ 08 Tee Table (DDA height)
☐ Surface fixed
☐ Subsurface fixed
☐ Freestanding

BATTEN:
Street Furniture Australia uses sustainable timber from certified managed forests. Timber requires oiling every three months. For a timber look with low maintenance, choose aluminium woodgrain.
☐ Eco-certified Jarrah hardwood, oiled (PEFC)
☐ Aluminium anodised
☐ Aluminium powder coated ([see colour chart](#))
☐ Aluminium woodgrain ([see colour chart](#))
☐ Tailored

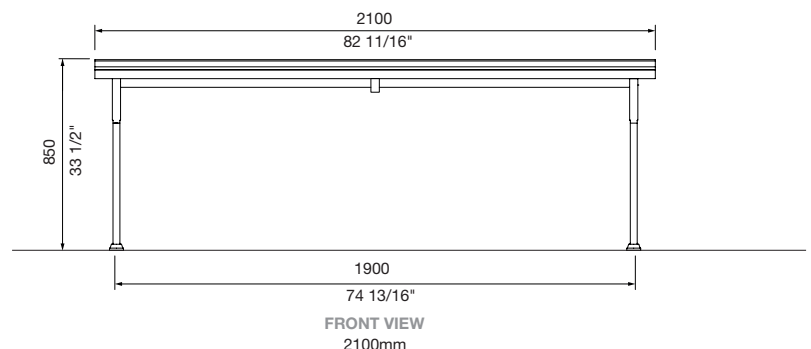
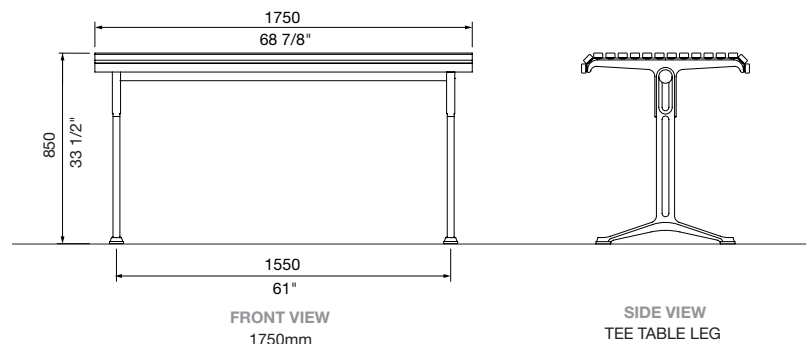
BATTEN END CAP:
Solid powder colour applies to aluminium battens only.
☐ Match batten colour
☐ Match frame colour
☐ Tailored ([see colour chart](#))



LEG AND MOUNTING OPTIONS



TOP VIEW
1750mm



WHEELCHAIR ACCESS:

When specifying DDA table with wheelchair access for one or both ends it must be fixed to the ground — surface fixed, subsurface fixed or core drilled.

- ☐ Side access
- ☐ Access from 1 end
- ☐ Access from both ends
- ☐ Tailored

COMPATIBLE SEATING:

- ☐ Classic Galleria DDA Seat (CMG5)
 - ☐ Post leg for DDA setting (CMG505)
 - ☐ Surface fixed with cast base
 - ☐ Surface fixed with base plate
 - ☐ Subsurface fixed with base plate
 - ☐ Core drilled (300mm below ground)
 - ☐ Tee leg for DDA setting (CMG506)
 - ☐ Surface fixed
 - ☐ Subsurface fixed
- ☐ Classic Galleria Bench (CMG4)
 - ☐ Post leg for DDA setting (CMG405)
 - ☐ Surface fixed with cast base
 - ☐ Surface fixed with base plate
 - ☐ Subsurface fixed with base plate
 - ☐ Core drilled (300mm below ground)
 - ☐ Tee leg for DDA setting (CMG406)
 - ☐ Surface fixed
 - ☐ Subsurface fixed
- ☐ Classic Galleria Slim Bench (CMG8)
 - ☐ Splay Narrow leg (CMG803)
 - ☐ Surface fixed
 - ☐ Subsurface fixed
 - ☐ Post leg for DDA setting (CMG805)
 - ☐ Surface fixed with cast base
 - ☐ Surface fixed with base plate
 - ☐ Subsurface fixed with base plate
 - ☐ Core drilled (300mm below ground)
 - ☐ Tee Narrow leg for DDA setting (CMG809)
 - ☐ Surface fixed
 - ☐ Subsurface fixed

Some options incur additional fees and lead time.

Need more information?

For a brochure, image gallery, CAD downloads, installation and maintenance guides, go to:
streetfurniture.com/au/product/classic-galleria-dda-table/

Quick links:

streetfurniture.com/au/colour-chart/
streetfurniture.com/au/warranty/
streetfurniture.com/au/parts-promise/

