

This contemporary furniture suite is more than just a family of products. It's a system. Connect modular elements to create a hub to rest, work and dine.

MCODE:
CMA-S

DIMENSIONS:

535mm W x 790mm H x various lengths
21 1/16" W x 31 1/8" H x various lengths

Select one box per category to specify your product.

LEGS AND MOUNTING:

Legs may require basic assembly on-site.

- ☐ 12 Aria Splay
 - ☐ Surface Fixed
 - ☐ Subsurface Fixed
 - ☐ Freestanding
- ☐ 13 Aria Pedestal
 - ☐ Surface Fixed
 - ☐ Subsurface Fixed

FRAME AND PANEL COLOUR:

- ☐ Sable Brilliance (medium grey)
- ☐ Sable Bass (dark grey)
- ☐ Sable Core Ten
- ☐ Textura
 - ☐ Ironstone
 - ☐ Deep Ocean
 - ☐ Jasper
 - ☐ Woodland Grey
 - ☐ Dark Bronze
 - ☐ Monument
 - ☐ Night Sky (black)
- ☐ Other (see colour chart)

BATTEN:

Street Furniture Australia uses sustainable timber from certified managed forests. Timber requires oiling every three months.

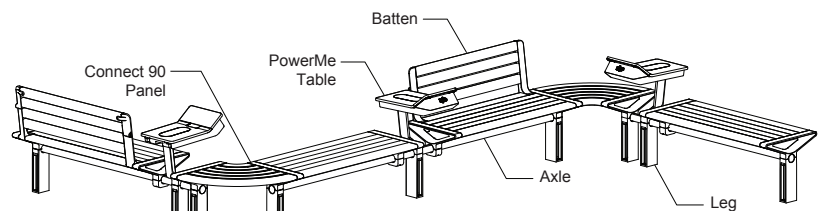
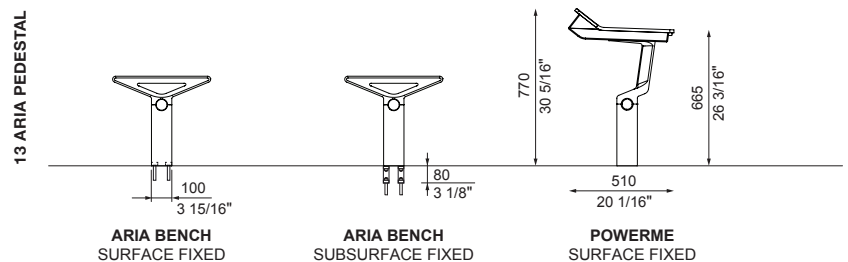
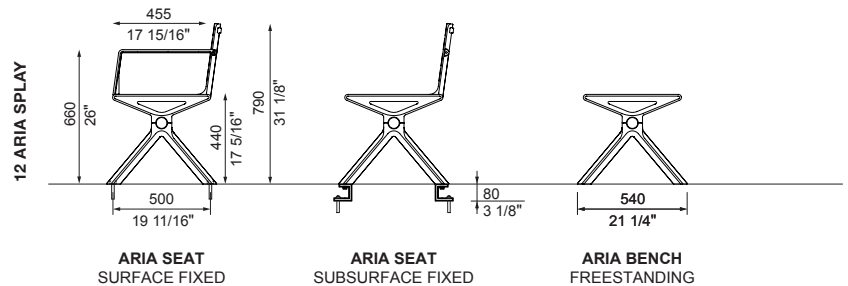
- ☐ Eco-certified Jarrah Hardwood, Oiled (PEFC)
- ☐ Eco-certified Cumaru Hardwood, Oiled (FSC)
- ☐ Aluminium Anodised
- ☐ Aluminium Powder Coated (see colour chart)
- ☐ Woodgrain
 - ☐ Bush Cherry
 - ☐ Spotted Gum
 - ☐ Grey Oak
- ☐ Tailored

ARMS:

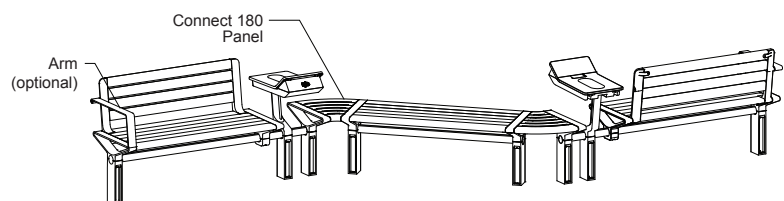
This seat is DDA-friendly when specified with arms.

- ☐ None
- ☐ 2 end arms, in same finish as frame
- ☐ Tailored

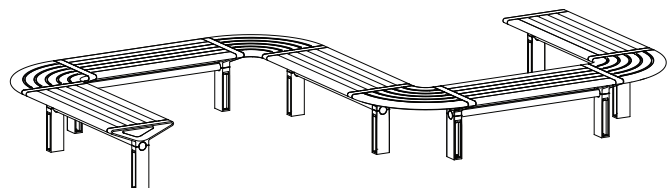
Some options incur additional fees and lead time.



ARIA S-SHAPE
2-seater, 2-seater reversed, 2 x 2-seater bench
3 x PowerMe, 2 x Connect 90 with Pedestal leg
2S-PM-C90-2B-PM-2SR-C90-PM-2B



ARIA S-SHAPE
2-seater reversed, 2-seater, 2-seater bench
2 x Connect 45, with Pedestal legs and arms
2SR-PM-C45-2B-C45-PM-2S



ARIA S-SHAPE
5 x 2-seater bench, 4 x Connect 90
with Pedestal legs
2S-2SR

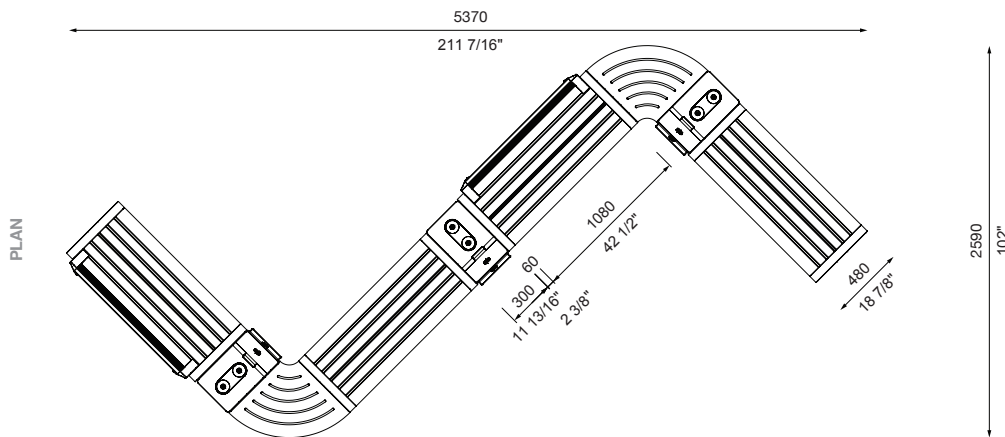
PRE-CONFIGURATIONS:

Lengths that exceed 2100mm or 82 1/4" will be delivered in parts for assembly on-site.

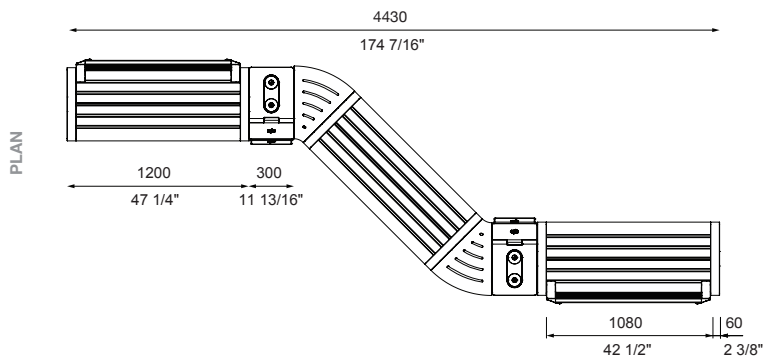
1 : 1-seater	C180 : Connect with 180° Panel	S : Seat (with backrest)
2 : 2-seater	C45 : Connect with 45° Panel	B : Bench (no backrest)
3 : 3-seater	C90 : Connect with 90° Panel	R : Reversed
		PM : PowerMe™ Table

Pre-configured

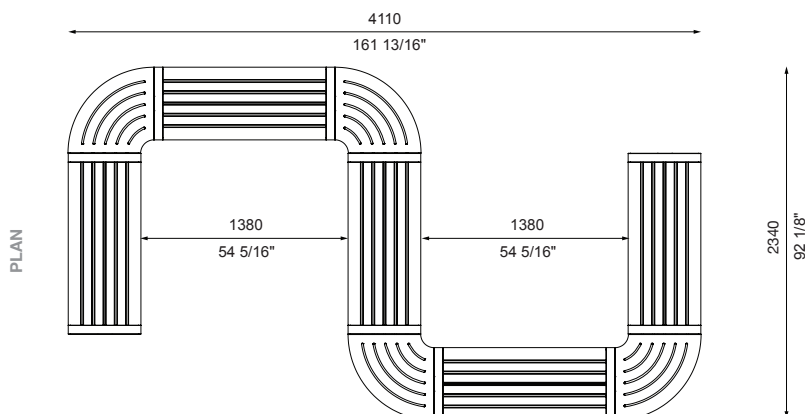
□ 2S-PM-C90-2B-PM-2SR-C90-PM-2B



□ 2SR-PM-C45-2B-C45-PM-2S



□ 2B-C90-2B-C90-2B-C90-2B-C90-2B

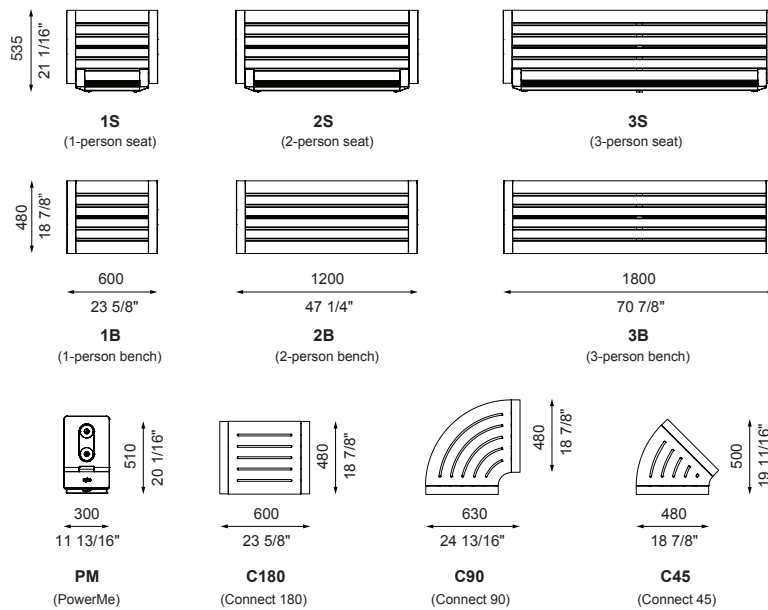


Need more information?

For a brochure, image gallery, CAD downloads, installation and maintenance guides, go to:
streetfurniture.com/au/product/aria-s-shape/

Quick links:

streetfurniture.com/au/colour-chart/
streetfurniture.com/au/warranty/
streetfurniture.com/au/parts-promise/



ARIA MODULES

CONFIGURATION EXAMPLES:

Lengths that exceed 2100mm or 82 1/4" will be delivered in parts for assembly on-site.

- | | | |
|--------------|---------------------------------------|---------------------------------|
| 1 : 1-seater | C180 : Connect with 180° Panel | S : Seat (with backrest) |
| 2 : 2-seater | C45 : Connect with 45° Panel | B : Bench (no backrest) |
| 3 : 3-seater | C90 : Connect with 90° Panel | R : Reversed |
| | | PM : PowerMe™ Table |

